
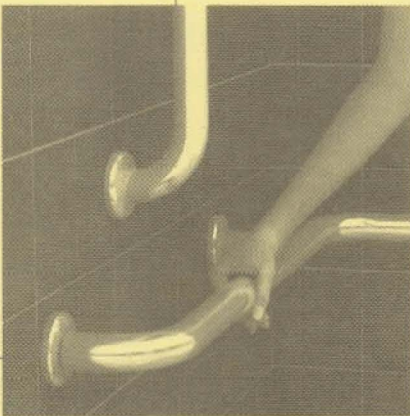



DEALER'S PRICE LIST
EFFECTIVE 3/1/08



WASHROOM
ACCESSORIES



ASi

AMEUCAN SPECIALTIES, INC.

ASI[®] AMERICAN SPECIALTIES, INC.

Model Number	Description	Shipping		Price Each	Model Number
		cu. ft.	wt. lbs.		
R-009	Theft Resistant Spindle	0.05	0.1	4.80	R-009
39	Drywall Mounting Clamp for use with 7402, 74022, 7404 and 7410	0.05	0.4	4.80	39
40	Drywall Mounting Clamp for use with 0398, 0400, 0402-DZ, 0404-DZ, 0410-DZ	0.05	0.7	4.80	40
0002-ASM	Paper Cup Dispenser (Square) - Surface Mounted	0.11	2.1	106.00	0002-ASM
0002-SM	Paper Cup Dispenser (Round) - Surface Mounted	0.11	1.2	40.00	0002-SM
0004	Ash Urn - Recessed	0.42	5.9	184.00	0004
0010	Shower Seat, Corner - Surface Mounted	0.28	7.2	260.00	0010
0030	Toilet Paper Dispenser, Twin Hide-A-Roll - Surface Mounted	0.34	5.3	76.80	0030
0031	Toilet Paper Dispenser, Twin Hide-A-Roll - Recessed	0.54	7.7	108.00	0031
0032	Toilet Paper Dispenser, Twin Hide-A-Roll - Partition Mounted	1.67	14.5	284.80	0032
0040	Twin 9" Roll Toilet Paper Dispenser - Stainless Steel	1.07	9.1	186.00	0040
0042	Single 9" Roll Toilet Paper Dispenser - Stainless Steel - Round	0.40	4.1	60.00	0042
0044-A	Ash Urn (Small) - Surface Mounted	0.16	3.8	92.00	0044-A
0141	"No Touch" Dryer (110-120v.) - Surface Mounted - White	0.60	12.0	440.00	0141
0144	"No Touch" Dryer (208-240v.) - Surface Mounted - White	0.60	12.0	440.00	0144
	-40 Grey (Add to above prices)		0.0	16.00	-40
	-41 Black (Add to above prices)		0.0	16.00	-41
	-71 Almond (Add to above prices)		0.0	16.00	-71
	Profile Compact Dryer - Surface Mounted - White	0.42	10.5	364.00	0165
0165-40	Profile Compact Dryer - Surface Mounted - Grey	0.42	10.5	380.00	0165-40
0185	Profile Dryer - Porcelain - No Touch (100-240v) Surface Mounted - White	1.02	12.7	528.00	0185
	-40 Grey (Add to above prices)		0.0	16.00	-40
	-41 Black (Add to above prices)		0.0	16.00	-41
	-71 Almond (Add to above prices)		0.0	16.00	-71
	-92 Bright Stainless Steel (Add to above prices)		0.0	132.00	-92
	-93 Satin Stainless Steel (Add to above prices)		0.0	132.00	-93
0195	Profile Dryer - Cast Iron - No Touch (100-240v) Surface Mounted - White	1.02	25.0	640.00	0195
	-40 Grey (Add to above prices)		0.0	16.00	-40
	-41 Black (Add to above prices)		0.0	16.00	-41
	-71 Almond (Add to above prices)		0.0	16.00	-71

Model Number	Description	Shipping		Price Each	Model Number
		cu. ft.	wt. lbs.		
0210	Paper Towel Dispenser (Multi, C-Fold) - Surface Mounted, Stainless Steel	0.50	5.0	64.00	0210
0215	Paper Towel Dispenser, Petite (Multi, C-Fold) - Surface Mounted	0.29	3.3	72.00	0215
0245-SS	Paper Towel Dispenser (Single-Fold) - Surface Mounted, Stainless Steel	0.29	3.6	77.20	0245-SS
0257	Facial Tissue Dispenser - Apron of Vanity Mounted	0.14	1.8	40.00	0257
0258-SS	Facial Tissue Dispenser, Satin Finish - Surface Mounted	0.14	1.8	52.00	0258-SS
0259-B	Facial Tissue Dispenser, Bright Polished - Recessed	0.22	2.3	40.00	0259-B
0259-SS	Facial Tissue Dispenser, Satin Finish - Recessed	0.22	2.2	32.00	0259-SS
02594-B	Facial Tissue Dispenser, Bright Polished - Recessed	0.32	2.9	40.00	02594-B
02594-SS	Facial Tissue Dispenser, Satin Finish - Recessed	0.32	3.0	36.00	02594-SS
0262	Toilet Paper Dispenser (Folded Tissue) - Surface Mounted	0.10	1.5	50.00	0262
0263-1	Toilet Paper Holder (Single, Controlled Delivery) - Surface Mounted	0.05	0.6	11.60	0263-1
0263-12	Same as 0263-1 with theft-resistant spindle	0.05	0.8	14.40	026812
0263-1A	Same as 0263-1 with un-restricted delivery	0.05	0.8	11.60	0263-1A
0264-1	Toilet Paper Holder (Double, Controlled Delivery) - Surface Mounted	0.11	1.3	20.40	0264-1
0264-12	Same as 0264-1 with theft-resistant spindle	0.11	1.3	24.00	0264-12
0264-1A	Same as 0264-1 with un-restricted delivery	0.11	1.3	20.40	0264-1A
0264-1A2	Same as 0264-1 with theft resistant spindle & un-restricted delivery	0.11	1.3	24.00	0264-1A2
0266*	Vandal-Resistant Hood for Model 0263-1 (Hood Only) - Surface Mounted	0.18	39	96.00	0266*
0267*	Vandal-Resistant Hood for Model 0264-1 (Hood Only) - Surface Mounted	0.18	65	128.00	0267*
*Note: Toilet Paper Holder 0263-1 & 0264-1 NOT SUPPLIED, and must be ordered separately.					
0318	Soap Dispenser and Shelf (One Liquid Valve) - Surface Mounted	0.36	5.0	128.00	0318
0318-A	Soap Dispenser and Shelf (Two Liquid Valves) - Surface Mounted	0.36	5.3	146.00	0318-A
0326	Soap Dispenser (Liquid) Horizontal - Recessed	0.32	4.8	126.00	0326
0327	Soap Dispenser (Liquid) Square - Recessed	0.62	3.9	132.00	0327
0328-64	1" High Spacer for all Lav-Basin Soap Dispensers	0.05	0.1	8.00	0328-64
0332	Lav Basin Soap Dispenser 4" Spout, 4" Shank - 34 oz.	0.17	1.1	46.00	0332
0332-C	Lav Basin Soap Dispenser 4" Spout, 4" Shank - 20 oz.	0.17	1.0	46.00	0332-C
0332-CD	Lav Basin Soap Dispenser 6" Spout, 4" Shank - 20 oz.	0.17	1.1	51.20	0332-CD
0332-D	Lav Basin Soap Dispenser 6" Spout, 4" Shank - 34 oz.	0.17	1.2	51.20	0332-D
0337	Soap Dispenser (Powder) - Surface Mounted	0.15	1.9	64.00	0337
0340	Soap Dispenser (Liquid and Antiseptic) - Surface Mounted	0.15	1.2	48.00	0340
0342	Soap Dispenser (Liquid) Horizontal - Surface Mounted	0.15	2.0	46.40	0342
0343	Soap Dispenser (Liquid) Vertical - Surface Mounted	0.15	1.9	46.40	0343
0345	Soap Dispenser (Liquid) Horizontal - Surface Mounted	0.15	2.0	43.60	0345
0347	Soap Dispenser (Liquid) Vertical - Surface Mounted	0.15	1.9	43.60	0347

ASI[®] AMERICAN SPECIALTIES, INC.
































Model Number	Description	Shipping		Price Each	Model Number
		cu. ft.	wt. lbs.		
0346	Soap Dispenser (Vertical Valve) - Surface Mounted	0.24	2.2	84.00	0346
0349	Soap Dispenser (Foot Operated) - Surface Mounted	0.23	2.0	48.00	0349
0350	Soap Dispenser (Surgical-type) - Surface Mounted	0.06	0.6	24.00	0350
0351	Soap Dispenser (Liquid) - Surface Mounted	0.08	1.9	35.20	0351
0352	Soap Dispenser (Lather) - Surface Mounted	0.08	1.5	37.20	0352
0353	Liquid Soap Valve for Gravity Feed	0.05	0.4	50.00	0353
0355	Soap Dispenser (Liquid, Push-up type) 34 oz. - Surface Mounted	0.12	0.7	16.80	0355
0356	Soap Dispenser (Liquid, Push-up type) 24 oz. - Surface Mounted	0.11	0.6	16.00	0356
0360	Soap Dispenser - Automatic - 35 oz. - Stainless Steel - Surface Mounted	0.35	5.0	208.00	0360
0361	Soap Dispenser - Automatic - 28 oz. - Plastic - Surface Mounted	0.20	2.5	96.00	0361
0362	Soap Dispenser - Automatic - Satin Stainless Steel - Surface Mounted	0.24	2.2	172.00	0362
0363	Soap Dispenser - Automatic - Bright Stainless Steel - Surface Mounted	0.24	2.2	180.00	0363
0370	Soap Dispenser (Liquid, Push-up-type) 28 oz. - Surface Mounted	0.10	0.4	10.40	0370
0371	Soap Dispenser (Liquid, Push-up-type) 16 oz. - Surface Mounted	0.06	0.4	7.20	0371
0375	Lav-Basin Soap Valve (Liquid) for Gravity System - 4" Spout, 4 ^{3/4} " Shank	0.05	1.2	140.00	0375
0377	Gravity System Reservoir Tank (1 gal.) - Surface Mounted	1.10	52	176.00	0377
0378	Gravity System Reservoir Tank (2.5 gal.) - Surface Mounted	5.61	82	208.00	0378
0398	Soap Dish with Bar - Recessed - Dry Wall - Stainless Steel	0.20	1.5	37.20	0398
0399	Soap Dish with Bar - Recessed - Wet Wall - Stainless Steel	0.20	1.4	37.20	0399
0400	Soap Dish - Recessed - Dry Wall - Stainless Steel	0.20	0.9	31.20	0400
0401	Soap Dish - Recessed - Wet Wall - Stainless Steel	0.20	0.9	31.20	0401
0402-*Z	Toilet Paper Holder - Recessed, Chrome Plated Zamak	0.09	0.9	20.00	0402-*Z
0404-*Z	Soap Dish - Recessed, Chrome Plated Zamak	0.09	1.0	21.60	0404-*Z
0410-*Z	Soap Dish w/Round Bar - Recessed, Chrome Plated Zamak	0.09	1.0	23.20	0410-*Z
	<p>*Note - If drywall installation required, add suffix "D" to model number and add clamp #39. See Page 2 for price. If wetwall installation required, add suffix "W" to model no. (no clamp required).</p>				

Model Number	Description	Shipping		Price Each	Model Number
		cu. ft.	wt. lbs.		
0412	Shelf - Recessed	0.46	3.6	106.00	0412
0430	All Purpose Cabinet - Shelf, Mirror, Towel & Soap Dispenser - Recessed	2.50	26.3	416.00	0430
0430-9	All Purpose Cabinet - Shelf, Mirror, Towel & Soap Dispenser - Surface Mounted	2.50	34.3	496.00	0430-9
0431	All Purpose Cabinet (Concealed Body for mounting behind mirrors) - Shelf, Towel, Soap Dispenser - Recessed	2.90	19.6	416.00	0431
0436	All Purpose Cabinet (Concealed Body for mounting behind mirrors) - Shelf and Towel Dispenser - Recessed	2.90	76.9	296.00	0436
0439	Towel Dispenser (Concealed Body) - Recessed	1.20	7.1	216.00	0439
0452	Paper Towel Dispenser (Multi, C-Fold) - Recessed	2.97	13.4	280.00	0452
0452-9	Paper Towel Dispenser (Multi, C-Fold) - Surface Mounted	2.97	17.2	376.00	0452-9
04523	Roll Paper Towel Dispenser - Recessed	2.96	17.3	596.00	04523
04523-6	Roll Paper Towel Dispenser - Semi-Recessed	5.96	24.0	688.00	04523-6
04523-9	Roll Paper Towel Dispenser - Surface Mounted	6.96	24.5	720.00	04523-9
04523A	Automatic Roll Paper Towel Dispenser, Battery Operated - Recessed	2.96	17.3	596.00	04523A
04523A-6	Automatic Roll Paper Towel Dispenser, Battery Operated - Semi Recessed	5.96	24.0	688.00	04523A-6
04523A-9	Automatic Roll Paper Towel Dispenser, Battery Operated - Surf. Mtd.	6.96	24.5	720.00	04523A-9
04523AC	Automatic Roll Paper Towel Dispenser, 110-240VAC - Recessed	2.96	17.3	676.00	04523AC
04523AC-6	Automatic Roll Paper Towel Dispenser, 110-240VAC - Semi Recessed	5.96	24.0	768.00	04523AC-6
04523AC-9	Automatic Roll Paper Towel Dispenser, 110-240VAC - Surf. Mtd.	6.96	24.5	800.00	04523AC-9
0457	Paper Towel Dispenser (Multi, C-Fold) - Recessed	1.25	7.2	133.20	0457
0457-2	Papw Towel Dispenser - Semi-Recessed	1.46	10.1	208.00	0457-2
0457-9	Paper Towel Dispenser - Surface Mounted	1.49	10.3	220.00	0457-9
0458	Waste Receptacle (4" proj., 4" rec.) - Semi-Recessed, 12 Gallons	4.10	20.4	276.00	0458
0458-CX	Waste Receptacle (1/2" proj., 7 1/2" rec.) - Semi-Recessed, 12 Gallons	6.30	22.1	324.00	0458-CX
0458-DX	Waste Receptacle (8" proj., 4" rec.) - Semi-Recessed, 18 Gallons	5.85	25.6	364.00	0458-DX
0458-9	Waste Receptacle - Surface Mounted, 12 Gallons	5.10	27.8	412.00	0458-9

ASI[®] AMERICAN SPECIALTIES, INC.

Model Number	Description	Shipping		Price Each	Model Number
		cu. ft.	wt. lbs.		
0462-AD	Paper Towel Dispenser & Waste Receptacle - Recessed	2.15	14.2	196.00	0462-AD
0462-AD-2	Paper Towel Dispenser & Waste Receptacle - Semi-Recessed	1.82	17.3	292.00	0462-AD-2
0462-AD-9	Paper Towel Dispenser & Waste Receptacle - Surface Mounted	1.82	18.7	296.00	0462-AD-9
0464-25	Napkin/Tampon Vendor - 25¢ operation - Recessed	2.87	28.2	488.00	0464-25
0464-50	Napkin/Tampon Vendor - 50¢ operation - Recessed	2.87	28.2	488.00	0464-50
0464-F	Napkin/Tampon Vendor - Free operation - Recessed	2.87	28.2	488.00	0464-F
0467	Paper Towel Dispenser & Waste Receptacle - Recessed	4.00	34.8	532.00	0467
0467-2	Paper Towel Dispenser & Waste Receptacle - Semi-Recessed	5.11	37.7	659.20	0467-2
0467-9	Paper Towel Dispenser & Waste Receptacle - Surface Mounted	6.50	42.4	727.20	0467-9
0468-25	Napkin/Tampon Vendor - 25¢ operation - Recessed	3.34	31.7	512.00	0468-25
0468-50	Napkin/Tampon Vendor - 50¢ operation - Recessed	3.34	31.7	512.00	0468-50
0468-F	Napkin/Tampon Vendor - Free operation - Recessed	3.34	31.7	512.00	0468-F
0468-2-25	Napkin/Tampon Vendor - 25¢ operation - Semi-Recessed	4.92	36.1	589.20	0468-2-25
0468-2-50	Napkin/Tampon Vendor - 50¢ operation - Semi-Recessed	4.92	36.1	589.20	0468-2-50
0468-2-F	Napkin/Tampon Vendor - Free operation - Semi-Recessed	4.92	36.1	589.20	0468-2-F
04684-25	Napkin/Tampon Vendor - 25¢ operation - Recessed	3.34	26.7	536.00	04684-25
04684-50	Napkin/Tampon Vendor - 50¢ operation - Recessed	3.34	26.7	536.00	04684-50
04684-F	Napkin/Tampon Vendor - Free operation - Recessed	3.34	26.7	536.00	04684-F
04684-9-25	Napkin/Tampon Vendor - 25¢ operation - Surface Mounted	5.19	31.9	628.00	04684-9-25
04684-9-50	Napkin/Tampon Vendor - 50¢ operation - Surface Mounted	5.19	31.9	628.00	04684-9-50
04684-9-F	Napkin/Tampon Vendor - Free operation - Surface Mounted	5.19	31.9	628.00	04684-9-F
04684-TM-25	Napkin/Tampon Vendor & Disposal - 25¢ operation - Recessed	5.01	42.7	928.00	04684-TM-25
04684-TM-50	Napkin/Tampon Vendor & Disposal - 50¢ operation - Recessed	5.01	42.7	928.00	04684-TM-50
04684-TM-F	Napkin/Tampon Vendor & Disposal - Free operation - Recessed	5.01	42.7	928.00	04684-TM-F
0469	Paper Towel Dispenser & Waste Receptacle - Recessed	6.85	37.6	396.00	0469
0469-BL	Paper Towel Dispenser & Waste Receptacle - 18 gallon	9.59	43.8	536.00	0469-BL
0469-2	Paper Towel Dispenser & Waste Receptacle - Semi-Recessed	8.13	45.3	520.00	0469-2
0469-9	Paper Towel Dispenser & Waste Receptacle - Surface Mounted	8.30	49.3	544.00	0469-9

ASI[®] AMERICAN SPECIALTIES, INC.

Model Number	Description	Shipping		Price Each	Model Number
		cu. ft.	wt. lbs.		
 04692	Roll Paper Towel Dispenser & Waste Receptacle - Recessed	9.59	53.0	790.00	04692
 04692-6	Roll Paper Towel Dispenser & Waste Receptacle - Semi-Recessed	14.10	59.7	922.00	04692-6
 04692-9	Roll Paper Towel Dispenser & Waste Receptacle - Surface Mounted	14.10	67.0	1008.00	04692-9
 04692A	Automatic Roll Paper Towel Dispenser & Waste Receptacle, Battery Operated-Rec.	9.59	53.0	950.00	04692A
 04692A-6	Automatic Roll Paper Towel Dispenser & Waste Receptacle, Battery Operated-Semi Rec.	14.10	59.7	1082.00	04692A-6
 04692A-9	Automatic Roll Paper Towel Dispenser & Waste Receptacle, Battery Operated-Surf. Mtd.	14.10	67.0	1168.00	04692A-9
 04692AC	Automatic Roll Paper Towel Dispenser & Waste Receptacle, 110-240VAC-Rec.	9.59	53.0	1030.00	04692AC
 04692AC-6	Automatic Roll Paper Towel Dispenser & Waste Receptacle, 110-240VAC-Semi Rec.	14.10	59.7	1162.00	04692AC-6
 04692AC-9	Automatic Roll Paper Towel Dispenser & Waste Receptacle, 110-240VAC-Surf. Mtd.	14.10	67.0	1248.00	04692AC-9
 046921	Roll Paper Towel Dispenser & Waste Receptacle - Recessed	11.10	51.0	848.00	046921
 046921-6	Roll Paper Towel Dispenser & Waste Receptacle - Semi-Recessed	16.10	61.8	1040.00	046921-6
 046921-9	Dual Roll Paper Towel Dispenser & Waste Receptacle - Surface Mounted	16.10	72.1	1168.00	046921-9
 046921A	Automatic Roll Paper Towel Disp. & Waste Receptacle, Battery Operated -Rec.	11.10	51.0	968.00	046921A
 046921A-6	Automatic Roll Paper Towel Disp. & Waste Receptacle, Battery Operated-Semi Rec.	16.10	61.8	1160.00	046921A-6
 046921A-9	Automatic Roll Paper Towel Disp. & Waste Receptacle, Battery Operated - Surf. Mtd.	16.10	72.1	1288.00	046921A-9
 046921AC	Automatic Roll Paper Towel Dispenser & Waste Receptacle, 110-240VAC-Rec.	11.10	51.0	1048.00	046921AC
 046921AC-6	Automatic Roll Paper Towel Dispenser & Waste Receptacle, 110-240VAC-Semi Rec.	16.10	61.8	1240.00	046921AC-6
 046921AC-9	Automatic Roll Paper Towel Dispenser & Waste Receptacle, 110-240VAC-Surf. Mtd.	16.10	72.1	1368.00	046921AC-9
 046924	Roll Paper Towel Dispenser & Waste Receptacle - Recessed	9.59	46.4	760.00	046924
 046924-9	Roll Paper Towel Dispenser & Waste Receptacle - Surface Mounted	15.39	56.7	912.00	046924-9
 046924A	Automatic Roll Paper Towel Dispenser & Waste Receptacle, Battery Operated - Rec.	9.59	46.4	920.00	046924A
 046924A-9	Automatic Roll Paper Towel Dispenser & Waste Receptacle, Battery Operated- Surf. Mtd.	15.39	56.7	1072.00	046924A-9
 046924AC	Automatic Roll Paper Towel Dispenser & Waste Receptacle. 110-240VAC-Rec.	9.59	46.4	1000.00	046924AC
 046924AC-9	Automatic Roll Paper Towel Dispenser & Waste Receptacle, 110-240VAC-Surf. Mtd.	15.39	56.7	1152.00	046924AC-9
 04693	Pull Core Towel Dispenser & Waste Receptacle - Recessed	11.10	51.0	598.00	04693
 04693-6	Pull Core Towel Dispenser & Waste Receptacle - Semi Recessed	16.10	61.8	680.00	04693-6
 04693-9	Pull Core Towel Dispenser & Waste Receptacle - Surface Mounted	16.10	72.1	752.00	04693-9
 04697	Paper Towel Dispenser & Waste Receptacle - Recessed	7.93	41.7	500.00	04697
 04697-4	Paper Towel Dispenser & Waste Receptacle - Semi-Recessed	7.93	54.1	640.00	04697-4
 04697-9	Paper Towel Dispenser & Waste Receptacle - Surface Mounted	7.93	56.7	674.00	04697-9
 04697-BL	Paper Towel Dispenser & Waste Receptacle - 18 gal.	9.76	49.0	632.00	04697-BL


= This model is shipped via truck

Tel: (914) 476-9000
 Fax: (914) 476-0688

americanspecialties.com
 Email: info@americanspecialties.com

ASI[®] AMERICAN SPECIALTIES, INC.


Model Number	Description	Shipping		Price Each	Model Number
		cu. ft.	wt. lbs.		
0472	Sanitary Napkin Disposal (Dual Access) - Partition Mounted	0.99	10.3	186.00	0472
0472-1	Sanitary Napkin Disposal (Dual Access) with Lock - Partition Mounted	0.79	10.3	190.00	0472-1
0473	Sanitary Napkin Disposal - Recessed	0.79	7.7	136.00	0473
0473-A	Sanitary Napkin Disposal - Surface Mounted	0.60	7.9	120.00	0473-A
0473-1	Sanitary Napkin Disposal - Recessed with Lock	0.79	7.7	140.00	0473-1
0473-1A	Sanitary Napkin Disposal - Surface Mounted with Lock	0.60	7.7	124.00	0473-1A
04733	Waste Receptacle - Recessed - 3 gallons	2.00	18.0	266.00	04733
0477	Toilet Seat Cover Dispenser - Recessed	0.48	5.0	100.00	0477
0477-SM	Toilet Seat Cover Dispenser - Surface Mounted	0.28	2.9	42.00	0477-SM
0481	Toilet Seat Cover & Toilet Paper Dispensers w/Napkin Disposal (Dual Access) - Partition Mounted	3.00	23.7	530.00	0481
0481-HC	Toilet Seat Cover & Toilet Paper Dispensers w/Napkin Disposal (Dual Access) for Handicapped	3.00	23.4	530.00	0481-HC
04813	Toilet Paper Dispenser /Napkin Disposal (Dual Access) Partition Mounted	1.58	16.7	426.00	04813
04813-HC	Toilet Paper Dispenser /Napkin Disposal (Dual Access) for Handicapped - Partition Mounted	1.53	17.5	426.00	04813-HC
0482	Toilet Seat Cover & Toilet Paper Dispensers w/Napkin Disposal - Recessed	3.00	16.0	416.00	0482
04823	Toilet Paper Dispenser /Napkin Disposal - Recessed	1.53	12.6	328.00	04823
0483	Toilet Seat Cover & Toilet Paper Dispenser w Napkin Disposal and Collar for Surface Mounting	3.00	25.3	508.00	0483
04833	Toilet Paper Dispenser /Napkin Disposal w/Collar for Surface Mounting	1.53	16.4	328.00	04833
0484	Toilet Seat Cover & Toilet Paper Dispensers (Dual Access) - Partition Mounted	3.00	21.9	440.00	0484
0484-HC	Toilet Seat Cover & Toilet Paper Dispensers (Dual Access) for Handicapped - Partition Mounted	3.00	22.7	440.00	0484-HC
0485	Toilet Seat Cover & Toilet Paper Dispensers - Recessed	3.00	14.7	346.00	0485
0486	Toilet Seat Cover & Toilet Paper Dispensers w/Collar for Surface Mounting	3.00	19.3	466.00	0486
0515	Specimen Pass Box (Turntable) - Recessed	2.92	23.8	720.00	0515
0533-48	Corner Guard, 1/8" Radius, Adhesive Mounting - 48" High	0.44	5.0	112.00	0533-48
0535-1630	Fixed Tilt Mirror, 16" w x 30"h	3.14	21.5	178.40	0535-1630
0535-1824	Fixed Tilt Mirror, 18" w x 24"h	3.16	17.1	168.00	0535-1824
0535-1830	Fixed Tilt Mirror, 18" w x 30"h	3.46	21.2	194.40	0535-1830
0535-1836	Fixed Tilt Mirror, 18" w x 36"h	3.63	24.6	233.60	0535-1836
0535-2430	Fixed Tilt Mirror, 24" w x 30"h	3.83	28.0	237.20	0535-2430
0535-2436	Fixed Tilt Mirror, 24" w x 36"h	3.93	32.5	240.80	0535-2436
0537-1630	Fixed Tilt Mirror w/Shelf, 16" w x 30"h	4.10	21.8	220.00	0537-1630
0537-1830	Fixed Tilt Mirror w/Shelf, 18" w x 30"h	4.20	23.2	250.00	0537-1830
0537-1836	Fixed Tilt Mirror w/Shelf, 18" w x 36"h	4.94	27.7	266.00	0537-1836


 = This model is shipped via truck

Tel: (914) 476-9000
Fax: (914) 476-0688

americanspecialties.com
Email: info@americanspecialties.com

ASI[®] AMERICAN SPECIALTIES, INC.

Model Number	Description	Shipping		Price Each	Model Number
		cu. ft.	wt. lbs.		
0551	Bed Pan/Urinal Cabinet - Recessed	3.44	19.8	470.00	0551
0556	Bed Pan/Urinal Holder - Surface Mounted	1.54	7.9	154.00	0556
0557	Bed Pan Holder (Single)- Surface Mounted	0.88	3.1	80.80	0557
0558-1	Bed Pan/Washbasin Cabinet - Recessed	3.44	21.4	504.00	0558-1
MIRRORS / MIRRORS WITH SHELVES					
0600	See Mirror Chart on Page 10 & 11				0600
0605	See Mirror with Shelf Chart on Page 12				0605
0620	See Mirror Chart on Page 12 & 13				0620
0625	See Mirror with Shelf Chart on Page 13				0625
0600-T1624	Adjustable Tilt InterLok Plate Glass Mirror - 16" w x 24"h	1.08	14.3	112.00	0600-T1624
0600-T1630	Adjustable Tilt InterLok Plate Glass Mirror - 16" w x 30"h	1.33	21.9	126.40	0600-T1630
0600-T1824	Adjustable Tilt InterLok Plate Glass Mirror - 18" w x 24"h	1.20	20.0	128.00	0600-T1824
0600-T1830	Adjustable Tilt InterLok Plate Glass Mirror - 18" w x 30"h	1.48	25.1	133.20	0600-T1830
0600-T1836	Adjustable Tilt InterLok Plate Glass Mirror - 18" w x 36"h	1.70	27.0	148.40	0600-T1836
 0600-T2436	Adjustable Tilt InterLok Plate Glass Mirror - 24" w x 36"h * Note: Optional reflective surfaces available. See mirror charts on pages 10 & 12.	2.29	39.0	172.00	0600-T2436
0690-18	Shelf, 6" x 18" - St. Stl. - Raised Edges	0.25	2.2	120.00	0690-18
0690-24	Shelf, 6" x 24" - St. Stl. - Raised Edges	0.25	2.8	132.00	0690-24
0692-512	Shelf, 5" x 12" - St. Stl.	0.20	2.2	44.00	0692-512
0692-516	Shelf, 5" x 16" - St. Stl.	0.25	2.6	48.00	0692-516
0692-518	Shelf, 5" x 18" - St. Stl.	0.30	2.8	51.20	0692-518
0692-524	Shelf, 5" x 24" - St. Stl.	0.40	3.2	53.20	0692-524
0692-530	Shelf, 5" x 30" - St. Stl.	0.45	4.4	72.00	0692-530
0692-536	Shelf, 5" x 36" - St. Stl.	0.50	4.7	78.00	0692-536
0692-548	Shelf, 5" x 48" - St. Stl.	0.90	6.2	100.00	0692-548
0692-560	Shelf, 5" x 60" - St. Stl.	1.20	7.8	142.00	0692-560
0692-612	Shelf, 6" x 12" - St. Stl.	0.25	2.5	54.00	0692-612
0692-616	Shelf, 6" x 16" - St. Stl.	0.30	2.6	60.00	0692-616
0692-618	Shelf, 6" x 18" - St. Stl.	0.35	2.7	62.40	0692-618
0692-624	Shelf, 6" x 24" - St. Stl.	0.47	3.7	77.20	0692-624
0692-630	Shelf, 6" x 30" - St. Stl.	0.60	4.9	100.00	0692-630
0692-636	Shelf, 6" x 36" - St. Stl.	0.65	5.3	108.00	0692-636
0692-648	Shelf, 6" x 48" - St. Stl.	1.05	7.4	146.00	0692-648
0692-660	Shelf, 6" x 60" - St. Stl.	1.30	8.2	172.00	0692-660

 = This model is shipped via truck

Tel: (914) 476-9000
Fax: (914) 476-0688

americanspecialties.com
Email: info@americanspecialties.com

ASI[®] AMERICAN SPECIALTIES, INC.

0600 Series Stainless Steel Inter-Lok Angle Frame Plate Glass Mirrors

Inches 32" CM		Height									
		16" 41	18" 46	20" 51	22" 56	24" 61	26" 66	28" 71	30" 76	30" 81	
Width	16"	41	84.00	94.50	<u>88.80</u>	115.50	<u>90.00</u>	136.50	147.00	<u>100.80</u>	168.00
	18"	46	94.50	106.20	118.20	129.80	<u>93.20</u>	153.80	165.00	<u>94.80</u>	188.70
	20"	51	105.00	118.20	131.30	144.00	157.50	170.70	183.80	196.50	209.70
	22"	56	115.50	129.80	144.00	158.70	172.90	187.50	201.80	216.00	230.70
	24"	61	126.00	141.80	157.50	172.90	188.70	204.40	219.80	<u>126.00</u>	251.70
	26"	66	136.50	153.80	170.70	187.50	204.40	221.30	238.50	255.80	272.30
	28"	71	147.00	165.00	183.80	201.80	219.80	238.50	256.90	275.30	293.30
	30"	76	157.50	177.00	196.50	216.00	235.90	255.80	275.30	294.80	314.70
	32"	81	168.00	188.70	209.70	230.70	251.70	272.30	293.30	314.70	335.70
	34"	86	178.20	200.70	223.20	245.70	267.40	289.50	312.00	334.20	356.30
	36"	91	188.70	212.30	235.90	259.50	283.20	306.80	330.00	353.70	377.30
	38"	97	199.20	229.90	249.00	273.80	298.90	323.70	348.80	373.50	398.30
	40"	102	209.70	235.90	262.20	288.80	314.70	340.50	366.80	393.00	419.30
	42"	107	220.50	247.90	275.70	302.30	330.00	357.80	385.50	412.90	440.70
	44"	112	230.70	259.50	288.80	317.30	345.80	374.70	403.50	432.40	461.30
	46"	117	241.20	271.20	301.50	331.50	361.50	391.90	421.90	452.30	482.30
	48"	122	251.70	283.20	314.70	345.80	377.30	408.80	440.70	<u>250.00</u>	503.30
	50"	127	262.50	294.80	328.20	360.40	393.00	426.00	458.70	491.30	524.30
	52"	132	272.30	306.80	340.90	374.70	408.80	442.90	477.00	510.80	545.30
	54"	137	283.20	318.80	354.00	389.30	424.50	459.80	495.40	530.70	566.30
56"	142	293.70	330.40	367.20	403.50	440.70	477.00	513.80	550.50	583.50	
58"	147	304.20	342.00	380.70	418.20	456.00	492.00	532.20	570.00	604.50	
60"	152	314.30	353.70	393.00	432.40	<u>272.00</u>	510.80	550.50	588.00	622.50	
62"	157	324.80	365.70	406.20	447.00	487.50	528.00	568.50	607.50	645.00	
64"	163	335.70	377.30	419.70	461.30	503.30	545.30	587.30	624.40	667.50	
66"	168	345.80	389.30	432.40	475.50	517.50	562.20	603.80	633.80	684.40	
68"	173	356.30	401.30	445.50	489.80	532.50	579.00	622.50	667.50	707.30	
70"	178	366.80	412.90	458.70	504.40	549.40	596.30	639.40	684.40	729.80	
72"	183	377.30	424.50	471.80	519.00	566.30	613.50	660.00	705.00	746.30	
78"	198	408.80	459.80	511.20	562.20	613.20	664.20	712.50	758.30	787.50	
84"	213	440.70	495.40	550.50	605.70	660.40	715.50	770.70	825.00	855.80	
90"	229	471.80	530.70	589.50	648.80	707.70	758.30	796.90	833.30	870.80	
96"	244	503.30	566.30	629.30	691.90	752.30	811.20	863.70	849.00	930.00	
102"	259	534.80	601.50	668.30	735.00	801.00	846.40	868.90	891.80	1203.00	
108"	274	565.90	636.80	707.70	778.50	833.30	878.30	904.50	934.50	964.50	
114"	290	597.80	672.00	747.00	821.70	892.50	939.40	965.70	1035.00	1066.90	
120"	305	628.90	707.70	786.40	864.80	930.00	977.30	1007.30	1080.80	1111.20	
126"	320	660.40	742.90	825.40	900.80	960.40	1005.40	1031.70	1105.90	1180.90	
132"	335	691.90	778.50	864.80	951.40	992.30	1067.30	1134.80	1202.30	937.50	
138"	351	723.40	813.80	904.20	987.00	1065.00	1118.70	1152.40	1186.20	1224.00	
144"	366	754.90	849.00	943.50	1025.30	1118.70	1172.30	1204.50	1244.30	1278.80	

Optional Reflective Surfaces:

Add Suffix	Material	Add per sq. ft.
-B	Tempered Glass	17.00
-C	St. Stl., Type 304 #8 Finish	23.00
-D	Lexan	80.00

Optional Reflective Surfaces:

Add Suffix	Material	Add per sq. ft.
-E	Plexiglass [®]	57.00
-L	Laminated Glass	31.00

Note: The reflective quality of these glazing types are not as true as plate glass.

Tel: (914) 476-9000
Fax: (914) 478-0688

americanspecialties.com
Email: info@americanspecialties.com

ASi[®] AMERICAN SPECIALTIES, INC.

0600 Series Stainless Steel Inter-Lok Angle Frame Plate Glass Mirrors

Inches CM	Height									
	34" 86	36" 91	40" 102	42" 107	44" 112	48" 122	54" 137	60" 152	66" 168	72" 183
16" 41	178.20	188.70	209.70	220.50	230.70	251.70	283.20	314.30	345.80	377.30
18" 46	200.70	106.00	235.90	247.90	259.50	283.20	318.80	353.70	389.30	424.50
20" 51	223.20	235.90	262.20	275.70	288.80	314.70	354.00	208.00	432.40	471.80
22" 56	245.70	259.50	288.80	302.30	317.30	345.80	389.30	432.40	475.50	519.00
24" 61	267.40	122.40	314.70	264.00	345.80	176.00	424.50	204.00	517.50	320.00
26" 66	289.50	306.80	340.50	357.80	374.70	408.80	459.80	510.80	562.20	613.50
28" 71	312.00	330.00	366.80	385.50	403.50	440.70	495.40	550.50	603.80	660.00
30" 76	334.20	189.20	393.00	412.90	432.40	471.80	530.70	588.00	633.80	705.00
32" 81	356.30	377.30	419.30	440.70	461.30	503.30	566.30	622.50	684.40	746.30
34" 86	378.80	400.90	445.50	467.30	489.80	534.80	600.00	667.50	729.80	796.90
36" 91	400.90	210.00	471.80	495.40	518.70	558.80	630.80	699.40	773.30	829.50
38" 97	423.00	448.20	498.00	523.20	547.50	593.70	662.30	739.50	811.50	886.50
40" 102	445.50	471.80	523.20	549.80	572.30	622.50	705.00	782.30	857.30	930.00
42" 107	467.30	495.40	549.80	577.50	600.00	656.30	729.00	797.30	892.90	961.90
44" 112	489.80	518.70	572.30	600.00	624.80	677.30	754.90	819.40	916.50	975.80
46" 117	512.30	542.30	600.00	630.00	654.00	698.70	767.30	847.90	931.20	1021.20
48" 122	534.80	268.00	622.50	656.30	677.30	721.50	788.30	901.20	953.70	1052.30
50" 127	556.90	586.90	652.50	683.30	714.80	753.80	792.00	902.30	977.30	1067.30
52" 132	578.30	609.00	675.00	706.50	737.30	783.80	866.30	942.00	1017.00	1099.50
54" 137	600.00	630.80	705.00	729.00	754.90	788.30	896.30	969.40	1081.90	1156.90
56" 142	622.50	646.20	727.50	751.50	774.00	834.80	909.80	1006.90	1096.90	1202.30
58" 147	645.00	677.30	752.30	774.80	796.20	863.70	954.40	1028.70	1126.50	1230.80
60" 152	667.50	352.00	782.30	797.30	819.40	901.20	969.40	1036.90	1179.80	1276.50
62" 157	690.00	722.30	804.80	826.90	848.70	930.40	990.40	1059.00	1203.80	1287.40
64" 163	706.90	744.40	827.30	863.30	900.00	945.40	1038.80	1128.80	1248.00	1353.00
66" 168	729.80	773.30	857.30	892.90	916.50	953.70	1081.90	1179.80	1283.30	1359.00
68" 173	752.30	796.50	887.30	907.90	941.30	976.20	1104.40	1202.30	1313.70	1389.80
70" 178	774.80	811.50	903.80	938.70	968.30	1022.30	1125.80	1239.40	1321.50	1427.30
72" 183	796.90	476.00	930.00	961.90	975.80	1052.30	1156.90	1276.50	1359.00	1509.00
78" 198	825.80	864.00	939.40	969.40	999.40	1104.80	1241.30	1379.30	1398.80	1541.30
84" 213	879.40	916.50	991.50	1050.40	1103.30	1164.00	1305.40	1419.00	1441.50	1569.00
90" 229	902.30	946.90	1053.00	1105.90	1166.30	1284.80	1338.00	1452.00	1482.00	1564.90
96" 244	982.50	997.50	1119.80	1201.50	1247.30	1297.50	1441.90	1509.80	1599.80	1666.50
102" 259	1005.00	999.80	1137.00	1204.50	1272.00	1332.00	1467.00	1639.50	1714.50	1780.90
108" 274	1031.30	1099.90	1219.90	1227.40	1274.30	1394.30	1499.30	1657.20	1732.20	1807.20
114" 290	1097.30	1134.80	1234.20	1256.70	1324.20	1431.80	1522.20	1747.20	1822.20	1897.20
120" 305	1186.20	1261.20	1381.50	1389.00	1441.50	1502.30	1607.30	1779.00	1938.40	2022.80
126" 320	1225.90	1323.00	1392.40	1399.90	1452.80	1588.90	1656.40	1814.30	1949.30	-----
132" 335	1248.80	1347.00	1402.10	1512.00	1476.00	1529.70	1686.40	1851.80	-----	-----
138" 351	1260.80	1348.20	1424.30	1447.20	1514.70	1593.40	1747.20	1867.20	-----	-----
144" 366	1318.90	1357.20	1447.20	1492.50	1545.80	1615.50	1789.50	1906.20	-----	-----

Width

General Notes:

1. Always specify width first.
2. Standard sizes are **BOLD FACED** and underlined.
3. Sizes in shaded area must be shipped by truck.
4. A \$10.00 per mirror surcharge applies to all single pack orders.
5. For sizes not shown, use price of next largest size that is not a standard size.
6. Shipping Weight — approx. 7 lbs. per sq. ft.
7. Sizes larger than shown will be supplied as two mirrors.

Tel: (914) 476-9000
 Fax: (914) 476-0688

americanspecialties.com
 Email: info@americanspecialties.com

ASI[®] AMERICAN SPECIALTIES, INC.

0605 Series Stainless Steel Inter-Lok Angle Frame Plate Glass Mirrors w/Shelf

Inches CM		Height			
		20" 51	24" 61	30" 76	36" 91
Width	16" 41	116.30	<u>165.20</u>	274.60	294.50
	18" 46	250.80	<u>152.80</u>	<u>160.00</u>	<u>175.20</u>
	24" 61	279.40	181.70	<u>181.20</u>	<u>192.40</u>
	30" 76	337.80	356.40	436.10	451.30
	36" 91	367.10	434.80	456.40	472.00
	48" 122	491.00	517.40	536.00	598.00
	60" 152	523.30	552.00	601.60	643.70
	72" 183	656.30	693.60	731.40	749.20

Optional Reflective Surfaces:

Add Suffix	Material	Add per sq. ft.
-B	Tempered Glass	17.00
-C	St. Stl., Type 304 #8 Finish	23.00
-D	Lexan	80.00
-E	Plexiglass [®]	57.00
-L	Laminated Glass	31.00

Note: The reflective quality of these glazing types are not as true as plate glass.

0620 Series Stainless Steel Chan-Lok Frame Plate Glass Mirrors

Inches CM		Height							
		16" 30	18" 36	20" 41	22" 46	24" 61	26" 66	28" 71	30" 76
Width	16" 41	78.80	88.50	<u>71.20</u>	108.00	<u>64.00</u>	127.90	137.70	<u>90.40</u>
	18" 46	86.30	97.50	108.00	118.90	<u>64.00</u>	140.70	151.50	<u>70.00</u>
	20" 51	94.50	106.20	117.80	129.80	136.00	153.40	165.00	176.00
	22" 56	102.00	114.80	127.90	140.70	153.40	166.20	178.90	191.70
	24" 61	110.30	123.80	137.70	151.50	<u>112.00</u>	178.90	192.80	<u>97.20</u>
	26" 66	117.80	132.80	147.40	162.00	177.00	191.70	206.30	221.30
	28" 71	126.00	141.80	157.50	172.90	188.70	204.40	220.20	235.90
	30" 76	133.50	150.40	167.30	183.80	200.30	217.20	234.00	250.50
	32" 81	141.80	159.00	177.00	194.70	<u>146.30</u>	229.90	247.90	265.50
	34" 86	149.70	168.00	186.80	205.50	224.30	243.00	261.40	279.80
	36" 91	157.50	177.00	196.50	216.40	235.90	255.40	275.30	294.80
	38" 97	165.00	186.00	206.30	227.30	247.50	268.50	288.80	309.80
	40" 102	172.90	194.70	216.40	237.80	259.50	281.30	302.70	324.40
	42" 107	180.80	203.70	226.20	<u>248.70</u>	<u>271.20</u>	294.00	<u>316.50</u>	339.00
	44" 112	188.70	212.30	235.90	<u>259.90</u>	<u>172.50</u>	<u>306.80</u>	330.40	<u>198.80</u>
	46" 117	196.50	221.30	<u>245.70</u>	<u>270.40</u>	294.80	<u>319.50</u>	343.90	<u>368.70</u>
	48" 122	204.40	229.90	255.40	<u>281.30</u>	306.80	<u>332.30</u>	357.80	383.30
	50" 127	212.30	238.90	265.50	<u>291.80</u>	<u>318.40</u>	<u>345.00</u>	<u>371.70</u>	<u>397.90</u>
	52" 132	220.20	247.90	275.30	302.70	330.40	357.80	385.20	412.90
	54" 137	228.00	256.50	285.00	313.50	342.00	370.50	399.00	427.50
	56" 142	235.90	265.50	294.80	324.40	<u>226.90</u>	383.30	408.80	434.30
	58" 147	243.80	274.20	304.50	335.30	<u>365.70</u>	<u>396.00</u>	426.40	457.20
	60" 152	251.70	283.20	314.70	345.80	<u>377.30</u>	<u>408.80</u>	<u>440.30</u>	<u>471.80</u>
	62" 157	259.50	291.80	324.40	<u>357.00</u>	389.30	<u>421.50</u>	454.20	486.40
	64" 163	267.40	300.80	334.20	367.50	400.90	434.30	<u>467.70</u>	501.40
	66" 168	283.20	318.40		<u>389.30</u>	424.50	459.80	495.40	<u>525.40</u>
	68" 173	306.80	345.00	383.30	<u>421.50</u>	<u>459.80</u>	498.40	<u>536.70</u>	571.50
	72" 183	330.40	371.70	412.90	454.20	495.40	536.70	577.50	594.00
	78" 198	354.00	397.90	442.50	486.80	530.70	574.90	611.30	630.40
	84" 213	377.30	424.90	471.80	519.00	566.30	603.80	627.00	650.30
90" 229	263.40	285.90	317.30	348.80	371.10	421.70	453.10	468.80	
96" 244	279.10	304.00	338.80	371.10	401.70	447.20	482.30	497.80	

ASI[®] AMERICAN SPECIALTIES, INC.

0625 Series Stainless Steel Chan-Lok Frame Plate Glass Mirrors w/Sheif

General Notes:

1. Always specify width first.
2. Standard sizes are **BOLD FACED** and underlined.
3. Sizes in shaded area must be shipped by truck.
4. A \$10.00 per mirror surcharge applies to all single pack orders.
5. For sizes not shown, use price of next largest size that is not a standard size.
6. Shipping Weight — approx. 6 lbs. per sq. ft.
7. Sizes larger than shown will be supplied as two mirrors.

Width	Inches		Height				
	CM		20" 51	22" 56	24" 61	30" 76	36" 91
16"	41		112.00	120.10	120.00	131.80	218.20
18"	46		192.00	139.90	132.20	145.00	157.50
24"	61		215.90	166.60	225.40	169.80	188.20
30"	76		230.50	207.70	259.50	322.00	329.00
36"	91		260.40	231.70	289.50	337.00	357.90
48"	122		333.40	328.20	391.00	405.50	432.40
60"	152		390.90	373.30	421.00	448.50	502.80
72"	183		540.40	410.80	577.20	615.50	674.40

0620 Series Stainless Steel Chan-Lok Frame Plate Glass Mirrors

Width	Inches		Height								
	CM		32" 81	34" 86	36" 91	40" 102	42" 107	44" 112	48" 122	54" 137	60" 152
12"	30		86.90	91.10	93.70	101.10	105.20	107.70	115.20	123.50	134.30
14"	36		99.60	103.90	106.70	114.40	118.70	122.70	130.80	143.30	161.60
16"	41		126.00	133.50	141.80	157.50	165.00	172.90	188.70	212.30	235.90
18"	46		141.80	150.40	82.00	177.00	186.00	194.70	212.30	238.90	265.50
20"	51		157.50	167.30	177.00	196.50	206.30	216.40	235.90	265.50	174.00
22"	56		172.90	183.80	194.70	216.40	227.30	237.80	259.90	291.80	324.40
24"	61		188.70	200.30	103.60	235.90	188.00	259.50	146.00	318.40	180.40
26"	66		204.40	217.20	229.90	255.40	268.50	281.30	306.80	345.00	383.30
28"	71		220.20	234.00	247.90	275.30	288.80	302.70	330.40	371.70	408.80
30"	76		235.90	250.50	150.00	294.80	309.80	324.40	260.00	397.90	442.50
32"	81		251.70	267.40	283.20	314.70	330.40	345.80	377.30	420.40	459.80
34"	86		267.40	284.30	300.80	332.70	349.90	367.50	397.50	431.30	481.90
36"	91		283.20	300.80	190.00	346.90	371.70	386.30	245.20	459.80	489.80
38"	97		298.90	317.30	335.70	373.50	392.30	407.30	429.40	474.80	513.80
40"	102		314.70	332.70	346.90	393.00	408.80	422.30	450.80	502.50	526.20
42"	107		330.40	349.90	371.70	408.80	424.20	436.90	467.30	528.80	564.40
44"	112		345.80	367.50	386.30	422.30	436.90	452.30	474.80	540.00	579.40
46"	117		361.90	384.40	402.40	429.80	444.80	459.80	488.30	524.70	601.20
48"	122		377.30	397.50	234.40	450.80	467.30	474.80	525.40	573.00	636.80
50"	127		393.00	417.80	442.20	491.30	508.50	523.90	559.20	586.50	661.50
52"	132		408.80	434.30	459.80	480.00	520.90	537.00	562.20	621.00	690.00
54"	137		420.40	459.80	474.80	502.50	528.80	540.00	573.00	639.40	705.80
56"	142		440.30	468.00	489.80	522.80	541.50	557.30	594.00	653.70	720.80
58"	147		456.00	484.50	507.80	542.30	559.50	574.90	616.50	678.00	730.90
60"	152		459.80	489.80	292.50	549.40	564.40	579.40	636.80	705.80	751.90
62"	157		487.50	513.80	529.50	566.70	604.20	618.80	649.20	724.20	774.00
64"	163		503.30	525.80	544.50	595.50	607.50	623.30	666.80	720.40	788.70
66"	168		513.80	529.20	550.90	603.80	626.30	648.80	687.00	754.50	829.50
68"	173		527.30	542.30	570.00	608.70	631.20	646.90	682.20	767.30	819.80
72"	183		555.40	574.20	377.00	627.00	643.50	659.30	730.90	783.40	850.90
78"	198		585.40	616.20	638.70	682.90	705.40	728.30	758.30	820.20	895.20
84"	213		631.50	651.00	669.80	711.00	737.30	774.80	813.40	888.40	-----
90"	229		652.90	676.20	706.20	751.90	790.50	820.90	873.80	-----	-----
96"	244		673.50	696.80	719.70	772.20	801.40	830.70	868.90	-----	-----

ASI[®] AMERICAN SPECIALTIES, INC.

Model Number	Description	Shipping		Price Each	Model Number
		cu. ft.	wt. lbs		
0692-812	Shelf, 8" x 12" - St. Stl.	0.40	3.0	69.20	0692-812
0692-816	Shelf, 8" x 16" - St. Stl.	0.45	3.4	72.00	0692-816
0692-818	Shelf, 8" x 18" - St. Stl.	0.50	3.7	77.20	0692-818
0692-824	Shelf, 8" x 24" - St. Stl.	0.70	4.6	82.40	0692-824
0692-830	Shelf, 8" x 30" - St. Stl.	0.80	5.9	112.00	0692-830
0692-836	Shelf, 8" x 36" - St. Stl.	1.04	6.7	120.00	0692-836
0692-848	Shelf, 8" x 48" - St. Stl.	1.30	7.7	133.20	0692-848
0692-860	Shelf, 8" x 60" - St. Stl.	1.60	9.4	196.00	0692-860
0694-16	Shelf w/Backsplash, 5" x 16" - St. Stl.	0.32	3.0	60.00	0694-16
0694-18	Shelf w/Backsplash, 5" x 18" - St. Stl.	0.33	4.0	62.00	0694-18
0694-24	Shelf w/Backsplash, 5" x 24" - St. Stl.	0.49	5.3	70.00	0694-24
0694-36	Shelf w/Backsplash, 5" x 36" - St. Stl.	0.69	6.5	94.00	0694-36
0694-48	Shelf w/Backsplash, 5" x 48" - St. Stl.	0.90	7.0	120.00	0694-48
0694-60	Shelf w/Backsplash, 5" x 60" - St. Stl.	1.70	8.0	144.00	0694-60
0697-GAL	Shelf, Toilet Paper Holder (Double) - Surface Mounted	0.29	4.0	79.60	0697-GAL
0698	Shelf, Utility (Fold Down-type), St. Stl. - Surface Mounted	0.13	4.3	88.00	0698
0705-Z	Toilet Paper Holder (Single) Chrome Plated - Surface Mounted	0.10	1.0	8.40	0705-Z
0706	Towel Holder (Two Guest) - Surface Mounted	0.19	2.0	20.00	0706
0707	Towel Holder (Three Guest) - Surface Mounted	0.28	2.0	23.60	0707
0708	Towel Holder (Four Guest) - Surface Mounted	0.36	3.0	25.60	0708
0710	Toilet Paper Holder (Single) - Surface Mounted	0.05	1.0	9.20	0710
0711-B	Bottle Opener - Bright Finish - Surface Mounted	0.01	1.0	5.60	0711-B
0712	Retractable Clothes Line - Surface Mounted	0.03	1.0	20.00	0712
0714	Coat Hook and Bumper - Chrome Plated Brass - Surface Mounted	0.03	1.0	6.40	0714
0715	Toilet Paper Holder (Double) - Chrome Plated - Surface Mounted	0.02	1.0	16.40	0715
0719	Door Bumper - Chrome Plated - Surface Mounted	0.05	1.0	6.80	0719
0720-Z	Soap Dish w/Drain Holes - Surface Mounted, Chrome Plated Zamak	0.02	0.6	5.60	0720-Z
0721-Z	Soap Dish - Surface Mounted, Chrome Plated Zamak	0.02	0.6	5.20	0721-Z
0735-Z	Toothbrush/Tumbler Holder - Surface Mounted, Chrome Plated Zamak	0.03	0.6	5.60	0735-Z
0740-Z	Robe Hook (Single) - Surface Mounted, Chrome Plated Zamak	0.01	0.2	3.20	0740-Z
0745-Z	Robe Hook (Double) - Surface Mounted, Chrome Plated Zamak	0.01	0.2	3.60	0745-Z


ASI[®] AMERICAN SPECIALTIES, INC.


Model Number	Description	Shipping		Price Each	Model Number
		cu. ft.	wt. lbs.		
0751	Robe Hook (Heavy-Duty)-Surface Mounted, (Concealed), Satin Chrome Plated Brass	0.04	1.0	20.80	0751
0751-A	Robe Hook (Heavy-Duty)- Surface Mounted, (Exposed), Satin Chrome Plated Brass	0.04	1.0	18.80	0751-A
0755-SS18	Towel Bar (Heavy-Duty)18" - Surface Mounted, St. Stl.	0.36	1.5	40.40	0755-SS18
0755-SS24	Towel Bar (Heavy-Duty)24" - Surface Mounted, St. Stl.	0.36	1.6	42.80	0755-SS24
0755-SS30	Towel Bar (Heavy-Duty)30" - Surface Mounted, St. Stl.	0.36	1.9	45.20	0755-SS30
0755-Z18	Towel Bar (Round) 18" - Surface Mounted, Chrome Plated Zamak	0.36	0.5	9.60	0755-Z18
0755-Z24	Towel Bar (Round) 24" - Surface Mounted, Chrome Plated Zamak	0.36	0.5	11.20	0755-Z24
0755130	Towel Bar (Round) 30" - Surface Mounted, Chrome Plated Zamak	0.36	1.9	12.00	0755230
0760-Z18	Towel Bar (Square) 18" - Surface Mounted, Chrome Plated Zamak	0.36	0.5	12.00	0760-Z18
0760-Z24	Towel Bar (Square) 24" - Surface Mounted, Chrome Plated Zamak	0.36	0.5	13.60	0760-Z24
0760-230	Towel Bar (Square) 30" - Surface Mounted, Chrome Plated Zamak	0.36	1.8	15.20	0760-Z30
0785-Z	Towel Ring - Surface Mounted, Chrome Plated Zamak	0.04	0.4	7.20	0785-Z
0795	Mop Holder (Single) - Surface Mounted	0.05	0.2	5.20	0795
07963	Mop Rack (3 Holders) 26" - Surface Mounted	0.27	1.9	47.60	0796-3
0796-4	Mop Rack (4 Holders) 36" - Surface Mounted	0.36	2.7	64.00	0796-4
0810	Waste Receptacle w/Swing Top (13 gal.) - Free Standing	2.62	19.8	342.00	0810
0811	Waste Receptacle (13 gal.) - Free Standing	2.00	13.3	196.00	0811
0812	Waste Receptacle w/Swing Top (19 gal.) - Free Standing	4.98	24.2	434.00	0812
0813	Waste Receptacle (19 gal.) - Free Standing	3.96	77.3	292.00	0813
0825	Waste Receptacle (20 gal.) - Surface Mounted	2.91	14.8	192.00	0825
0826	Waste Receptacle (12 gal.) - Surface Mounted	1.84	12.4	176.00	0826
0827	Waste Receptacle (2 gal.) - Surface Mounted	0.33	2.9	80.00	0827
0828	Waste Receptacle (7 gal.) - Surface Mounted	1.09	8.5	114.00	0828
0829	Waste Receptacle, Corner-type (13 gal.) - Surface Mounted	5.61	18.5	272.00	0829
0852	Sanitary Napkin Disposal - Surface Mounted	0.23	2.6	37.20	0852
0852-SH	Sanitary Napkin Disposal w/Shelf - Surface Mounted	0.45	3.3	79.20	0852-SH
0864-25	Napkin/Tampon Vendor - Surface Mounted - 25¢ operation	2.80	26.8	466.00	0864-25
0864-50	Napkin/Tampon Vendor - Surface Mounted - 50¢ operation	2.80	26.8	466.00	0864-50
0864-F	Napkin/Tampon Vendor - Surface Mounted - Free operation	2.80	26.8	466.00	0864-F
0952	Medicine Cabinet (18 1/4" w x 24 1/4" h) - Recessed, St. Stl.	2.87	26.7	352.00	0952
0952-B	Medicine Cabinet (24" w x 26" h) - Recessed, St. Stl.	3.81	37.7	440.00	0952-B
0953	Medicine Cabinet - Surface Mounted, St. Stl.	2.87	28.3	416.00	0953
1000	Circular Countertop Waste Chute	0.50	5.0	88.00	1000
1001	Paper Towel Dispenser & Waste Receptacle - Counter Mounted	3.91	13.4	252.00	1001
1002	Paper Towel Dispenser - Counter Mounted	3.22	6.2	152.00	1002
1003	Waste Receptacle - Counter Mounted	2.21	8.0	152.00	1003

ASI[®] AMERICAN SPECIALTIES, INC.

Model Number	Description	Shipping		Price Each	Model Number
		cu. ft.	wt. lbs.		
1200-V36	Shower Curtain (8 ga. White Vinyl) 36"w x 72"h, Order 7 Hooks Separately	0.05	1.2	17.20	1200-V36
1200-V42	Shower Curtain (8 ga. White Vinyl) 42"w x 72"h, Order 8 Hooks Separately	0.05	1.4	22.00	1200-V42
1200-V48	Shower Curtain (8 ga. White Vinyl) 48"w x 72"h, Order 9 Hooks Separately	0.05	1.6	22.80	1200-V48
1200-V60	Shower Curtain (8 ga. White Vinyl) 60"w x 72"h, Order 11 Hooks Separately	0.05	2.0	23.60	1200-V60
1200-V72	Shower Curtain (8 ga. White Vinyl) 72"w x 72"h, Order 13 Hooks Separately	0.05	2.4	24.40	1200-V72
1200-V84	Shower Curtain (8 ga. White Vinyl) 84"w x 72"h, Order 15 Hooks Separately	0.05	2.9	32.00	1200-V84
1200-SHU	Shower Curtain Hook - Stainless Steel	0.01	0.1	0.60	1200-SHU
1204	Shower Curtain Rod, End Flanges (pair) (Part No. 1204-1)	0.03	0.2	10.40	1204
	1 1/4" dia. Bar, St. Stil. (per foot up to 8 feet) (Part No. 1204-2)	0.01	0.5	7.50	
1204-C18	Ceiling Mounted - 1 1/4" dia. Shower Rod Support - 18"	0.10	1.0	40.00	1204-C18
1214	Shower Curtain Rod, End Flanges (pair) (Part No. 1214-1)	0.03	0.3	10.40	1214
	1" dia. Bar, St. Stil. (per foot up to 6 feet) (Part No. 1214-2)	0.01	0.4	6.00	
1224	Shower Curtain Rod, End Flanges (pair) (Part No. 1224-1)	0.03	0.3	16.00	1224
	1" dia. Bar, St. Stil. (per foot up to 6 feet) (Part No. 1214-2)	0.01	0.4	6.00	
1224-C18	Ceiling Mounted - 1" dia. Shower Rod Support - 18"	0.10	1.0	44.00	1224-C18
1306	Rag/Towel Hook (Heavy-Duty) - Surface Mounted	0.05	0.4	13.20	1306
1307-3	Utility Hook Strip (3 Hooks) 28" - Surface Mounted	0.41	2.9	68.00	1307-3
1307-4	Utility Hook Strip (4 Hooks) 36" - Surface Mounted	0.56	3.7	89.60	1307-4
1307-5	Utility Hook Strip (5 Hooks) 46" - Surface Mounted	0.71	5.3	119.20	1307-5
1307-6	Utility Hook Strip (6 Hooks) 56" - Surface Mounted	0.86	6.7	144.00	1307-6
1308-3	Shelf/Utility Hook & Mop Strip (4 Hooks, 3 Holders) 34" - Surface Mounted	2.82	16.5	266.00	1308-3
1308-4	Shelf/Utility Hook & Mop Strip (5 Hooks, 4 Holders) 44" - Surface Mounted	3.54	20.4	354.00	1308-4
1315-3	Shelf/Utility Hook & Mop Strip w/Drying Rod (2 Hooks, 3 Holders) 30"	1.30	8.8	178.00	1315-3
1315-4	Shelf/Utility Hook & Mop Strip w/Drying Rod (3 Hooks, 4 Holders) 36"	1.66	11.1	202.00	1315-4
1315-6	Shelf/Utility Hook & Mop Strip w/Drying Rod (5 Hooks, 6 Holders) 48"	1.93	13.6	294.00	1315-6
2001	Liquidum Soap Dispenser - 32 oz. - Surface Mounted	0.12	1.3	76.00	2001
3001-18	Grab Bar - Concealed Mtg., 1" Dia. - 18" length	0.12	1.8	43.20	3001-18
3001-24	Grab Bar - Concealed Mtg., 1" Dia. - 24" length	0.15	2.0	44.80	3001-24
3001-30	Grab Bar - Concealed Mtg., 1" Dia. - 30" length	0.19	2.3	47.60	3001-30
3001-36	Grab Bar - Concealed Mtg., 1" Dia. - 36" length	0.25	2.5	50.40	3001-36
GRAB BARS AND MOUNTING KITS					
3100	Series - See page 18				3100
3200	Series - See page 18				3200
3400	Series - See page 19				3400
3500	Series - See page 19				3500
3700	Series - See page 19				3700
3800	Series - See page 19				3800
3900	Series - See page 19				3900

ASi AMERICAN SPECIALTIES, INC.

Model Number	Description	Shipping		Price Each	Model Number
		cu. ft.	wt. lbs.		
5001-SS	Disposa-Valve Soap Dispenser - St. Stl. - Surface Mounted	0.17	4.5	132.00	5001-SS
5002	Disposa-Valve Soap Dispenser - Recessed	0.33	5.0	232.00	5002
SIMPLICITY SERIES					
6326	Soap Dispenser (Liquid) Horizontal - Recessed	0.27	4.8	128.00	6326
6452	Paper Towel Dispenser (Multi, C-Fold) - Recessed	1.58	16.4	276.00	6452
6452-9	Paper Towel Dispenser (Multi, C-Fold) - Surface Mounted	2.97	20.3	424.00	6452-9
6457	Paper Towel Dispenser (Multi, C-Fold) - Recessed	0.79	9.5	200.00	6457
6459	Waste Receptacle - Recessed	1.58	19.8	332.00	6459
6462	Paper Towel Dispenser & Waste Receptacle - Recessed	4.61	45.5	608.00	6462
6462-2	Paper Towel Dispenser & Waste Receptacle - Semi-Recessed	4.61	49.3	776.00	6462-2
 6462-9	Paper Towel Dispenser & Waste Receptacle - Surface Mounted	4.61	53.7	908.00	6462-9
64623	Paper Towel Dispenser & Waste Receptacle - Recessed	1.67	18.6	288.00	64623
64623-9	Paper Towel Dispenser & Waste Receptacle - Surface Mounted	1.67	21.9	448.00	64623-9
6467	Paper Towel Dispenser & Waste Receptacle - Recessed	5.14	30.6	418.00	6467
6467-9	Paper Towel Dispenser & Waste Receptacle - Surface Mounted	5.47	36.5	578.00	6467-9
64673	Paper Towel Dispenser, Hand Dryer & Waste Receptacle - Recessed	5.50	44.0	1328.00	64673
64673-2	Paper Towel Dispenser, Hand Dryer & Waste Receptacle - Semi-Recessed	5.80	51.0	1424.00	64673-2
64673-9	Paper Towel Dispenser, Hand Dryer & Waste Receptacle - Surf. Mtd.	6.10	55.0	1488.00	64673-9
64676	Paper Towel Dispenser & Waste Receptacle - Recessed	4.00	37.6	458.00	64676
64676-2	Paper Towel Dispenser & Waste Receptacle - Semi-Recessed	4.00	41.6	562.00	64676-2
64676-9	Paper Towel Dispenser & Waste Receptacle - Surface Mounted	4.00	45.5	642.00	64676-9
6468-25	Napkin/Tampon Vendor - 25¢ operation	4.10	31.7	586.00	6468-25
6468-50	Napkin/Tampon Vendor - 50¢ operation	4.10	31.7	586.00	6468-50
6468-F	Napkin/Tampon Vendor - Free operation	4.10	31.7	586.00	6468-F
64684-25	Napkin/Tampon Vendor - 25¢ operation	4.10	26.7	564.00	64684-25
64684-50	Napkin/Tampon Vendor - 50¢ operation	4.10	26.7	564.00	64684-50
64684-F	Napkin/Tampon Vendor - Free operation	4.10	26.7	564.00	64684-F
64696	Roll Towel Dispenser & Waste Receptacle - Recessed	4.97	37.3	804.00	64696
64696-6	Roll Towel Dispenser & Waste Receptacle - Semi-Recessed	4.97	45.9	968.00	64696-6
64696-9	Roll Towel Dispenser & Waste Receptacle - Surface Mounted	4.97	48.0	1016.00	64696-9
64696A	Automatic Roll Towel Disp. & Waste Receptacle, Battery Operated - Rec.	4.97	37.3	956.00	64696A
64696A-6	Automatic Roll Towel Disp. & Waste Receptacle, Battery Operated - Semi-Rec.	4.97	45.9	1120.00	64696A-6
64696A-9	Automatic Roll Towel Disp. & Waste Receptacle, Battery Operated - Surf. Mtd.	4.97	48.0	1168.00	64696A-9
64696AC	Automatic Roll Towel Disp. & Waste Receptacle, 110-240VAC - Rec.	4.97	37.3	1036.00	64696AC
64696AC-6	Automatic Roll Towel Disp. & Waste Receptacle, 110-240VAC - Semi-Rec.	4.97	45.9	1200.00	64696AC-6
64696AC-9	Automatic Roll Towel Dispenser & Waste Receptacle, 110-240VAC - Surf. Mtd.	4.97	48.0	1248.00	64696AC-9
6471	Sanitary Napkin Disposal - Recessed	0.72	11.2	238.40	6471
6474	Waste Receptacle - Recessed	3.96	31.1	512.00	6474
6474-2	Waste Receptacle - Semi-Recessed	7.19	37.4	648.00	6474-2
6477	Toilet Seat Cover Dispenser - Recessed	0.48	6.7	173.20	6477

 = This model is shipped via truck

Tel: (914) 476-9000

Fax: (914) 476-0688

americanspecialties.com

Email: info@americanspecialties.com


ASI[®] AMERICAN SPECIALTIES, INC.

GRAB BARS		Shipping		3100 Series 1 1/4" O.D.		3200 Series 1 1/2" O.D.	
Type	Description	cu. ft.	wt. lbs.	CONCEALED		CONCEALED	
				Smooth	Peened	Smooth	Peened
01-12	Straight Grab Bar, 12"	0.1	1.9	38.00	42.80	40.80	45.60
01-18	Straight Grab Bar, 18"	0.1	2.1	40.80	45.60	44.80	49.60
01-24	Straight Grab Bar, 24"	0.2	2.4	44.00	48.80	48.80	53.60
01-30	Straight Grab Bar, 30"	0.2	2.9	48.00	52.80	52.80	57.60
01-36	Straight Grab Bar, 36"	0.3	3.3	52.00	56.80	56.80	61.60
01-42	Straight Grab Bar, 42"	0.3	3.8	56.00	60.80	60.80	65.60
01-48	Straight Grab Bar, 48"	0.3	4.3	60.00	64.80	64.80	69.60
02-48				-----	-----	90.00	114.00
02-52				96.00	120.00	-----	-----
02-54	Straight Grab Bar w/ Intermediate Support, 54"	0.4	4.9		-----	106.00	118.00
04	90° Angle, 16" x 3 2 - Specify Handing	1.3	4.8	96.00	116.00	102.00	130.00
13	Swing Up Grab Bar	1.4	10.9	-----	-----	-----	-----
33	Wall to Floor: 30" x 33" w/Outrigger - Specify Handing	4.4	6.8	-----	-----	-----	-----
34	Straddle Grab Bar	1.4	12.9	-----	-----	-----	-----
50	Horizontal Grab Bar, 24" x 36"	1.4	5.5	117.20	136.00	125.20	138.00
51	Swing Up Grab Bar - Locks	1.4	10.9	-----	-----	-----	-----
54*	Swing Away Grab Bar	1.4	16.0	-----	-----	-----	-----
3	Horizontal Grab Bar, 54" x 36"	4.7	10.0	124.00	148.00	130.00	146.00
57	Horizontal Grab Bar, 54" x 42"	5.0	11.0	-----	-----	144.00	166.00
60	Horizontal Grab Bar, 30" x 18"	1.3	4.3	108.00	128.00	116.00	138.00
74	Horizontal Grab Bar, 18-1/8" x 33-1/8"	1.4	4.5	90.00	132.00	100.00	114.00
75	Wall to Floor, 18" x 33"	1.4	4.5	-----	-----	124.00	138.00

Note: for Peened Option Add Suffix "P" (ex: 3201-24P)

*Use Option 25 for T.P.H. Available on Type 15854 Price \$60.00

MOUNTING KITS FOR 3100 & 3200 SERIES			CONTINUOUS ANCHOR PLATE FOR 3100 & 3200 SERIES		
Model	Description	Price Each	Model	Description (2" h x length)	Price Each
3902	1 Pan Head Sheet Metal Screws, 2 1/2" long	2.40	3919-36	For 36" Bar	27.20
3912	Kit for Installing thru 1/2" to 1" Thick Partitions (1 Per Flange)	14.40	3919-42	For 42" Bar	32.00

 = This model is shipped via truck

ASI[®] AMERICAN SPECIALTIES, INC.

GRAB BARS									
Type	3400 Series 1 1/4" O.D. EXPOSED		W00 Series 1 1/2" O.D. EXPOSED		3700 Series 1 1/4" O.D. Conc. SNAP FLANGE		3800 Series 1 1/2" O.D. Conc. SNAP FLANGE		Type
	Smooth	Peened	Smooth	Peened	Smooth	Peened	Smooth	Peened	
01-12	31.20	34.80	31.20	36.80	33.20	38.40	34.40	40.80	01-12
01-18	32.80	38.00	34.80	39.60	34.40	39.20	35.60	42.80	01-18
01-24	35.20	40.80	37.20	44.80	35.60	42.00	38.00	46.00	01-24
01-30	36.80	42.80	40.40	46.40	37.60	42.80	39.20	46.80	01-30
01-36	38.80	46.00	42.00	50.00	38.00	44.00	42.00	50.80	01-36
01-42	42.00	50.80	44.80	56.80	41.20	46.00	44.40	53.60	01-42
01-48	44.80	56.80	50.80	62.80	45.20	54.00	50.40	56.80	01-48
02-48	-----	-----	74.40	104.00	76.00	100.00	78.00	98.00	02-48
02-52	-----	-----	-----	-----	-----	-----	-----	-----	02-54
02-54	-----	-----	-----	-----	84.00	104.00	101.20	106.00	02-54
04	-----	-----	-----	-----	84.00	100.00	92.00	116.00	04
13	301.20	362.00	-----	-----	-----	-----	76.00	94.00	13
33	-----	-----	-----	-----	-----	-----	128.00	144.00	33
34	184.00	204.00	-----	-----	-----	-----	-----	-----	34
50	96.00	114.40	104.00	120.00	104.00	128.00	116.00	136.00	50
51	324.00	380.00	-----	-----	-----	-----	-----	-----	51
54*	376.00	416.00	-----	-----	-----	-----	-----	-----	54*
56	104.00	118.80	108.00	124.00	112.00	136.00	128.00	146.00	56
57	-----	-----	-----	-----	128.00	146.00	140.00	164.00	57
60	-----	-----	-----	-----	-----	-----	102.00	128.00	60
74	-----	-----	-----	-----	80.00	101.20	98.00	130.00	74
75	-----	-----	-----	-----	-----	-----	114.00	132.00	75

MOUNTING KITS FOR 3400 & 3500 SERIES		Price Each
Model	Description	
3900	3 Pan Head Sheet Metal Screws, 2 1/2" long	2.40
3920	3 Pan Head Machine Screws, 3 1/2" w/Expansion Shields (1 Per Flange)	6.40
3924	Kit for Back-to-Back Mounting of Two Bars thru 1/2" Thick Partitions (1 Per Pair of Flanges)	8.00
3925	Kit for Back-to-Back Mounting of Two Bars thru 3/4" to 1" Thick Partitions (1 Per Pair of Flanges)	8.00

MOUNTING KITS FOR 3700 & 3800 SERIES		Price Each
Model	Description	
3901	2 Pan Head Sheet Metal Screws, 2 1/2" long	2.40
3930	2 Pan Head Machine Screws, 3 1/2" w/Expansion Shields (1 Per Flange)	5.20
3931	2 Pan Head Machine Screws, 3 1/2" w/Toggle (1 Per Flange)	4.00
3932	Kit for Installing thru 1/2" Thick Partitions (1 Per Flange)	12.00
3933	Kit for Installing thru 3/4" to 1" Thick Partitions (1 Per Flange)	12.00
3934	Kit for Back-to-Back Mounting of Two Bars thru 1/2" Thick Partitions (1 Per Pair of Flanges)	4.00

CONTINUOUS ANCHOR PLATE FOR 3400, 3500, 3700 & 3800 SERIES		
Model	Description (4"h x length)	Price Each
3929-36	For 36" Bar	24.00
3929-42	For 42" Bar	25.60

ASi[®] AMERICAN SPECIALTIES, INC.

Model Number	Description	Shipping		Price Each	Model Number
		cu. ft.	wt. lbs.		
7301-B	Towel Pin - Surface Mounted, Bright	0.02	0.3	12.80	7301-B
7301-S	Towel Pin - Surface Mounted, Satin	0.02	0.3	12.00	7301-S
7303-B	Extra Roll Toilet Paper Holder - Surface Mounted, Bright	0.10	0.5	22.40	7303-B
7303-S	Extra Roll Toilet Paper Holder - Surface Mounted, Satin	0.10	0.5	21.60	7303-S
7305-B	Toilet Paper Holder (Single) - Surface Mounted, Bright	0.02	0.5	20.00	7305-B
7305-S	Toilet Paper Holder (Single) - Surface Mounted, Satin	0.02	0.5	19.20	7305-S
7305-2B	Toilet Paper Holder (Double) - Surface Mounted, Bright	0.04	0.9	28.80	7305-2B
7305-2S	Toilet Paper Holder (Double) - Surface Mounted, Satin	0.04	0.9	28.00	7305-2S
7309-18B	Towel Shelf, 18" - Surface Mounted, Bright	0.20	1.2	46.40	7309-18B
7309-18S	Towel Shelf, 18" - Surface Mounted, Satin	0.20	1.2	44.40	7309-18S
7309-24B	Towel Shelf, 24" - Surface Mounted, Bright	0.26	1.4	50.40	7309-24B
7309-24S	Towel Shelf, 24" - Surface Mounted, Satin	0.26	1.4	48.40	7309-24S
7310-18B	Towel Shelf w/Drying Rod, 18" - Surface Mounted, Bright	0.14	1.8	56.00	7310-18B
7310-18S	Towel Shelf w/Drying Rod, 18" - Surface Mounted, Satin	0.14	1.8	54.00	7310-18S
7310-24B	Towel Shelf w/Drying Rod, 24" - Surface Mounted, Bright	0.18	2.0	62.00	7310-24B
7310-24S	Towel Shelf w/Drying Rod, 24" - Surface Mounted, Satin	0.18	2.0	60.00	7310-24S
7311-20B	Towel Shelf w/Towel Bar 20" Surface Mounted, Bright	0.92	3.0	64.00	7311-20B
7311-24B	Towel Shelf w/Towel Bar 24" Surface Mounted, Bright	1.06	3.2	70.00	7311-24B
7320-B	Soap Dish - Surface Mounted, Bright	0.03	0.4	13.20	7320-B
7320-S	Soap Dish - Surface Mounted, Satin	0.03	0.4	12.40	7320-S
7330-B	Soap Dish & Towel Bar - Surface Mounted, Bright	0.07	1.0	28.80	7330-B
7330-S	Soap Dish & Towel Bar - Surface Mounted, Satin	0.07	1.0	27.60	7330-S
7335-B	Toothbrush/Tumbler Holder - Surface Mounted, Bright	0.02	0.3	10.80	7335-B
7335-S	Toothbrush/Tumbler Holder - Surface Mounted, Satin	0.02	0.3	10.00	7335-S
7340-B	Robe Hook (Single) - Surface Mounted, Bright	0.01	0.3	9.60	7340-B
7340-S	Robe Hook (Single) - Surface Mounted, Satin	0.01	0.3	9.20	7340-S
7345-B	Robe Hook (Double) - Surface Mounted, Bright	0.02	0.3	11.60	7345-B
7345-S	Robe Hook (Double) - Surface Mounted, Satin	0.02	0.3	10.80	7345-S
7355-18B	Towel Bar (Round) 18" - Surface Mounted, Bright	0.10	0.1	23.60	7355-18B
7355-18S	Towel Bar (Round) 18" - Surface Mounted, Satin	0.10	0.1	22.40	7355-18S
7355-24B	Towel Bar (Round) 24" - Surface Mounted, Bright	0.14	1.0	24.80	7355-24B
7355-24S	Towel Bar (Round) 24" - Surface Mounted, Satin	0.14	1.0	23.60	7355-24S
7355-30B	Towel Bar (Round) 30" - Surface Mounted, Bright	0.20	0.1	26.00	7355-30B
7355-30S	Towel Bar (Round) 30" - Surface Mounted, Satin	0.20	0.1	24.80	7355-30S
7360-18B	Towel Bar (Square) 18" - Surface Mounted, Bright	0.10	0.8	25.20	7360-18B
7360-18S	Towel Bar (Square) 18" - Surface Mounted, Satin	0.10	0.8	24.00	7360-18S
7360-24B	Towel Bar (Square) 24" - Surface Mounted, Bright	0.14	1.1	26.40	7360-24B
7360-24S	Towel Bar (Square) 24" - Surface Mounted, Satin	0.14	1.1	25.20	7360-24S


ASI[®] AMERICAN SPECIALTIES, INC.

Model Number	Description	Shipping		Price Each	Model Number
		cu. ft.	wt. lbs.		
7360-30B	Towel Bar (Square) 30" - Surface Mounted, Bright	0.36	1.3	27.60	7360-30B
7360-30S	Towel Bar (Square) 30" - Surface Mounted, Satin	0.36		26.40	7360-30S
7380-18B	Shelf, 18" - Surface Mounted, Bright	0.13	2.0	43.20	7380-18B
7380-18S	Shelf, 18" - Surface Mounted, Satin	0.13	2.0	41.20	7380-18S
7380-24B	Shelf, 24" - Surface Mounted, Bright	0.17	2.3	48.80	7380-24B
7380-24S	Shelf, 24" - Surface Mounted, Satin	0.17	2.3	46.80	7380-24S
7382-B	Hat & Coat Hook - Surface Mounted, Bright	0.04	0.4	16.00	7382-B
7382-S	Hat & Coat Hook - Surface Mounted, Satin	0.04	0.4	15.20	7382-S
7385-B	Towel Ring - Surface Mounted, Bright	0.03	0.4	14.00	7385-B
7385-S	Towel Ring - Surface Mounted, Satin	0.03	0.4	13.20	7385-S
7402-B*	Toilet Paper Holder (Single) - Recessed, Bright	0.10	0.8	22.00	7402-B*
7402-S*	Toilet Paper Holder (Single) - Recessed, Satin	0.10	0.8	21.20	7402-S*
7402-HB*	Toilet Paper Holder w/Hood (Single) - Recessed, Bright	0.10	1.0	30.00	7402-HB*
7402-HS*	Toilet Paper Holder w/Hood (Single) - Recessed, Satin	0.10	1.0	29.20	7402-HS*
7402-HBSM	Toilet Paper Holder w/Hood (Single) - Surface Mounted, Bright	0.10	1.6	47.60	7402-HBSM
7402-HSSM	Toilet Paper Holder w/Hood (Single) - Surface Mounted, Satin	0.10	1.6	46.80	7402-HSSM
7402-BSM	Toilet Paper Holder (Single) - Surface Mounted, Bright	0.10	1.3	46.40	7402-BSM
7402-SSM	Toilet Paper Holder (Single) - Surface Mounted, Satin	0.10	1.3	45.60	7402-SSM
74022-B*	Toilet Paper Holder (Double) - Recessed, Bright	0.18	1.8	48.00	74022-B*
74022-S*	Toilet Paper Holder (Double) - Recessed, Satin	0.18	1.8	47.20	74022-S*
74022-BSM	Toilet Paper Holder (Double) - Surface Mounted, Bright	0.18	2.5	77.20	74022-BSM
74022-SSM	Toilet Paper Holder (Double) - Surface Mounted, Satin	0.18	2.5	75.20	74022-SSM
74022-HB*	Toilet Paper Holder w/Hood (Double) - Recessed, Bright	0.18	2.2	56.00	74022-HB*
74022-HS*	Toilet Paper Holder w/Hood (Double) - Recessed, Satin	0.18	2.2	53.60	74022-HS*
74022-HBSM	Toilet Paper Holder w/Hood (Double) - Surface Mounted, Bright	0.18		84.00	74022-HBSM
74022-HSSM	Toilet Paper Holder w/Hood (Double) - Surface Mounted, Satin	0.18	2.9	80.00	74022-HSSM
7403-B	Spare Roll Toilet Paper Holder - Recessed, Bright	0.05	1.9	49.60	7403-B
7403-S	Spare Roll Toilet Paper Holder - Recessed, Satin	0.05	1.9	48.80	7403-S
7404-B*	Soap Dish - Recessed, Bright	0.11	0.7	19.20	7404-B*
7404-S*	Soap Dish - Recessed, Satin	0.11	0.7	18.40	7404-S*
7410-B*	Soap Dish w/Bar - Recessed, Bright	0.11	0.9	24.80	7410-B*
7410-S*	Soap Dish w/Bar - Recessed, Satin	0.11	0.9	24.00	7410-S*
	<p>*Note: If drywall installation is required, add suffix "D" to model number and add clamp #39. See page 2 for price. If wetwall installation required, add suffix "W" to model number (no clamp required for wetwall).</p>				

Model Number	Description	Shipping		Price Each	Model Number
		cu. ft.	wt. lbs.		
8010	Toilet Paper Holder (Single) - Surface Mounted	0.05	1.0	17.60	8010
8020	Sav-Haf Toilet Paper Holder - Surface Mounted	0.04	0.3	44.00	8020
8026-1620	Frameless St. Stl. Mirror w/Masonite Backing (16"w x 20"h) Type 304 Polished #8 Mirror Finish	2.34	8.3	101.20	8026-1620
8026-1624	Frameless St. Stl. Mirror w/Masonite Backing (16"w x 24"h) Type 304 Polished #8 Mirror Finish	2.53	7.8	118.00	8026-1624
8026-1824	Frameless St. Stl. Mirror w/Masonite Backing (18"w x 24"h) Type 304 Polished #8 Mirror Finish	2.81	9.0	120.00	8026-1824
8026-1830	Frameless St. Stl. Mirror w/Masonite Backing (18"w x 30"h) Type 304 Polished #8 Mirror Finish	3.44	10.5	149.20	8026-1830
8026-2430	Frameless St. Stl. Mirror w/Masonite Backing (24"w x 30"h) Type 304 Polished #8 Mirror Finish	4.47	13.9	200.00	8026-2430
8026-2436	Frameless St. Stl. Mirror w/Masonite Backing (24"w x 36"h) Type 304 Polished #8 Mirror Finish	5.28	16.6	212.00	8026-2436
8032	Toilet Paper Holder (Double) - Surface Mounted	0.10	1.6	23.20	8032
8091	Ash Tray - (Flip-type) - Surface Mounted	0.04	0.7	19.20	8091
8095	Ash Urn - Surface Mounted	0.46	4.3	74.00	8095
8154	Specimen Pass Box - Recessed	1.42	12.8	346.00	8154
8165	Paper Towel Holder (Roll-type) - Surface Mounted	0.08	1.4	32.00	8165
8203	Folding Seat, Solid Phenolic - Ivory	1.12	12.4	316.00	8203
8204	Folding Seat, Padded	1.12	12.4	338.00	8204
8205-L	Folding Shower Seat, Padded - Left Hand	2.71	20.7	456.00	8205-L
8205-R	Folding Shower Seat, Padded - Right Hand	2.71	19.7	456.00	8205-R
8206-L	Folding Shower Seat, Solid Phenolic - Ivory - Left Hand	2.71	25.4	400.00	8206-L
8206-R	Folding Shower Seat, Solid Phenolic - Ivory - Right Hand	2.71	25.4	400.00	8206-R
8207	Folding Seat, Stainless Steel	1.12	21.4	720.00	8207
8208-L	Folding Shower Seat, Stainless Steel - Left Hand	2.71	35.3	816.00	8208-L
8208-R	Folding Shower Seat, Stainless Steel - Right Hand	2.71	35.3	816.00	8208-R
8215-3	Mop Rack, (3 Holders) 26" - Surface Mounted	0.43	3.6	59.20	8215-3
8215-4	Mop Rack, (4 Holders) 36" - Surface Mounted	0.58	4.8	75.20	8215-4
8215-5	Mop Rack, (5 Holders) 46" - Surface Mounted	0.71	6.4	99.20	8215-5
8287	Frameless Polished Plate Glass Mirror -1/4" thick	-----	-----	P.O.A.	8287

ASI[®] AMERICAN SPECIALTIES, INC.

Model Number	Description	Shipping		Price Each	Model Number
		cu. ft.	wt. lbs.		
8338	Medicine Cabinet - Surface Mounted, Enameled Steel - 14 ¹ / ₄ "w x 20 ¹ / ₄ "h	2.75	15.0	108.00	8338
8339	Medicine Cabinet - Surface Mounted, Enameled Steel - 16"w x 22"h	2.47	17.5	130.00	8339
8340	Medicine Cabinet - Recessed, Enameled Steel - 18 ¹ / ₄ "w x 24 ¹ / ₄ "h	2.50	21.0	124.00	8340
8358	FoM-up Tub Seat - Solid Phenolic - Ivory	0.92	19.4	400.00	8358
8425	Clothes Hook - Satin, Stainless Steel	0.01	0.1	12.00	8425
8522	Roll Paper Towel Dispenser - St. Std. (Lever-type) - Surface Mounted	1.31	16.5	360.00	8522
8522A	Automatic Roll Paper Towel Dispenser, Battery Operated - Surface Mtd.	1.31	16.5	472.00	8522A
8522AC	Automatic Roll Paper Towel Dispenser, 110-240VAC - Surface Mtd.	1.31	16.5	552.00	8522AC
9012	Baby Changing Station - Surface Mounted	2.37	18.0	296.00	9012
9013	Baby Changing Station - Recessed	3.44	35.0	2120.00	9013
9013-9	Baby Changing Station - Surface Mounted	3.84	40.0	2560.00	9013-9
PROFILE SERIES 9000					
9030	Toilet Paper Dispenser, Twin Roll - Surface Mounted	0.40	5.7	116.00	9030
9031	Toilet Paper Dispenser, Twin Roll - Recessed	0.40	8.2	144.00	9031
9326	Liquid Soap Dispenser - Recessed	0.27	4.7	200.00	9326
9343	Liquid Soap Dispenser - Surface Mounted	0.19	3.4	69.20	9343
9452	Paper Towel Dispenser - Recessed	2.44	23.0	434.00	9452
9457	Paper Towel Dispenser - Recessed	0.88	12.2	352.00	9457
9459	Waste Receptacle - Recessed	1.77	26.4	492.00	9459
9462	Paper Towel Dispenser and Waste Receptacle - Recessed	5.28	56.7	928.00	9462
94623	Paper Towel Dispenser and Waste Receptacle - Recessed	2.15	23.0	400.00	94623
9467	Paper Towel Dispenser and Waste Receptacle - Recessed	4.56	40.1	696.00	9467
94676	Paper Towel Dispenser and Waste Receptacle - Recessed	4.56	47.5	848.00	94676
9468-25	Napkin/Tampon Vendor - 25¢ operation	4.10	39.1	744.00	9468-25
9468-50	Napkin/Tampon Vendor - 50¢ operation	4.10	39.1	744.00	9468-50
9468-F	Napkin/Tampon Vendor - Free operation	4.10	39.1	744.00	9468-F
94684-25	Napkin/Tampon Vendor - 25¢ operation	3.50	28.7	744.00	94684-25
94684-50	Napkin/Tampon Vendor - 50¢ operation	3.50	28.7	744.00	94684-50
94684-F	Napkin/Tampon Vendor - Free operation	3.50	28.7	744.00	94684-F
9469	Paper Towel Dispenser and Waste Receptacle - Recessed	8.50	56.0	796.00	9469
94696	Roll Towel Dispenser & Waste Receptacle - Recessed	5.32	48.0	928.00	94696
94696A	Automatic Roll Towel Dispenser & Waste Receptacle, Battery Operated - Rec.	5.32	48.0	1042.00	94696A
94696AC	Automatic Roll Towel Dispenser & Waste Receptacle, 110-240VAC - Surface Mtd.	5.32	48.0	1122.00	94696AC
9471	Sanitary Napkin Disposal - Recessed	0.85	12.6	240.00	9471
9474	Waste Receptacle - Recessed	4.18	39.6	532.00	9474
9477	Toilet Seat Cover Dispenser - Recessed	0.58	9.6	210.00	9477
9477-SM	Toilet Seat Cover Dispenser - Surface Mounted	0.60	11.0	106.40	9477-SM
9600	Framed Mirror - To Match Profile Series	-----	-----	P.O.A.	9600

 = This model is shipped via truck

Tel: (914) 476-9000



Fax: (914) 476-0688


americanspecialties.com

Email: info@americanspecialties.com

ASI[®] AMERICAN SPECIALTIES, INC.

Model Number	Description	Shipping		Price Each	Model Number
		cu. ft.	wt. lbs.		
	SECURITY TOILET ACCESSORIES				
101-14	Framed Mirror - #8 Mirror Polished St. Stil., Chase Mount, 12" x 16"	0.44	6.6	160.00	101-14
104	Mirror - 18 Ga., #8 Mirror Polished St Stil., Front Mount w/Wall Anchor 10-1/6" x 11-9/16"	0.36	7.3	144.00	104
104-14	Framed Mirror - #8 Mirror Polished St. Stil., Front Mount w/Wall Anchor, 10-1/16" x 11-9/16"	0.36	7.3	136.00	104-14
105-14	Framed Mirror - #8 Mirror Polished St. Stil., Front Mount, 12" x 16"	0.44	5.9	144.00	105-14
107	Mirror - 18 Ga. #8 Mirror Polished St Stil., Front Mount, 12" x 16"	0.58	3.2	112.00	107
107-14	Mirror - #8 Mirror Polished SL Stil., Front Mount, 12" x 16"	0.58	2.4	104.00	107-14
110	Recessed Toilet Paper Holder - Chase Mount	0.36	23	98.40	110
110-1	Recessed Toilet Paper Holder - Chase Mount, Square	0.36	28	120.00	110-1
111	Toilet Paper Holder - Front Mount	0.36	0.5	45.20	111
117	Surface Mounted Toilet Paper Holder - Front Mount	0.36	3.0	114.00	117
120	Clothes Hook - Front Mount	0.36	0.6	32.00	120
121	Clothes Hook - Chase Mount	0.05	1.0	40.00	121
122	Clothes Hook - Chase Mount	0.05	1.0	60.00	122
123	Clothes Hook - Front Mount	0.05	1.0	56.00	123
127	Clothes Hook Strip - Front Mount	0.33	4.6	149.20	127
128-1	Bookshelf & Clothes Hook - Front Mount	1	10.9	346.00	128-1
129	Clothes Hook & Strip - Front Mount	0.32	4.3	221.20	129
130	Recessed Shelf - Chase Mount	0.49	7.2	200.00	130
137	Bookshelf & Clothes Hook - Front Mount	2.04	12.6	330.00	137
140	Recessed Soap Dish - Chase Mount	0.16	1.3	54.00	140
144	Surface Mounted Soap Dish - Chase Mount	0.05	0.8	52.00	144
147	Surface Mounted Soap Dish - Front Mount	0.05	0.8	40.00	147
160	Grab Bar, 24" - Chase Mount	0.25	3.5	140.00	160
161	Grab Bar, 30" - Chase Mount	0.32	4.9	152.00	161
162	Grab Bar, 30" - Front Mount	0.32	4.4	118.00	162
163	Grab Bar, 36" - Chase Mount	0.39	5.9	164.00	163

Model Number	Description	Shipping		Price Each	Model Number
		cu. ft.	wt. lbs.		
164	Grab Bar, 36" - Front Mount	0.39	5.0	132.00	164
165	Grab Bar, 24" - Front Mount	0.25	3.8	104.00	165
166	Grab Bar, 42" - Chase Mount	0.45	6.2	180.00	166
167	Grab Bar, 42" - Front Mount	0.45	5.9	146.00	167
168	Grab Bar, 48" - Chase Mount	0.51	7.1	196.00	168
169	Grab Bar, 48" - Front Mount	0.51	7.2	160.00	169
170	Recessed Shower Seat w/Mounting Frame	0.71	36.0	896.00	170
175	Shower Rod and Curtain (Specify Size)	-----	-----	P.O.A.	175
TELEPHONE ENCLOSURES					
1305 COLLECTION					
 1305	Tellette for Surface Mounted Phone	23.34	143.5	1400.00	1305
	DIVIDER OPTIONS: ADD				
	01 Stainless Steel #4 Satin Finish Back & Side Wings			136.00	
	02 Perforated Stainless Steel Back and Side Wings			306.00	
	03 Phenolic Side Wings (Gray)			23.00	
	04 Acrylic Wings (C=Clear; B=Bronze Tone)			92.00	
	08 Perforated Stainless Steel Back Only			214.00	
	FUNCTIONAL OPTIONS				
	10 ADA Front Reach - 30" Inside Clearance, 48" Coin Slot Height			139.00	
	11 TDD Undershelf Holder			232.00	
	12 Sloped Shelf			180.00	
	13 Directory Holder Shelf - add 6" to height			437.00	
	14 Swing Up Directory			1140.00	
	15 Directory Binder and Chain-For Use With Option 13			250.00	
	16 Light Module			540.00	
	17 Multiple Units with Common Divider*			<170.00>	
	24 Coin Slot & Return Opposite Side w/Cable Thru Door			46.00	
1350 COLLECTION					
 1350	Tellette for Panel Phone	23.34	160.4	2090.00	1350
	DIVIDER OPTIONS:				
	02 Perforated Stainless Steel Back and Side Wings			163.00	
	03 Phenolic Side Wings (Gray)			23.00	
	06 Carpet Inside; Stainless Steel Outside			<135.00>	
	07 Acrylic Wings (C=Clear; B=Bronze Tone)			32.00	
	FUNCTIONAL OPTIONS				
	10 ADA Front Reach - 30" Inside Clearance, 48" Coin Slot Height			139.00	
	11 TDD Undershelf Holder			232.00	
	13 Directory Holder Shelf - add 6" to height			437.00	
	14 Swing-Up Directory			1140.00	
	15 Directory Binder and Chain-For Use With Option 13			250.00	
	16 Light Module			540.00	
	17 Multiple Units with Common Divider*			<170.00>	
	*Count number of enclosures in each bank, subtract one, for number of deducts				








 = This model is shipped via truck


Tel: (914) 476-9000

Fax: (914) 476-0688

americanspecialties.com

Email: info@americanspecialties.com

Model Number	Description	Shipping		Price Each	Model Number
		cu. ft.	wt. lbs.		
1450 COLLECTON					
 1450	Tellette - Recessed	2.19	30.5	925.00	1450
	FUNCTIONAL OPTIONS: ADD				
	15 Directory Binder and Chain - For use with Option 20			250.00	
	19 TDD Undershelf Holder			350.00	
	20 Recessed Directory Shelf - Add 6" to Height			378.00	
	24 Coin Slot & Return Opposite Side w/Cable Thru Door			46.00	
1550 & 1600 COLLECTONS					
 1550	Tellette - Curved - for Panel Phone	24.05	152.2	4125.00	1550
 1600	Tellette - Curved - for Surface Mounted Phone	24.05	144.6	2540.00	1600
	FUNCTIONAL OPTIONS: ADO				
	10 ADA Front Reach = 30" Inside Clearance, 48" Coin Slot Height			139.00	
	11 TDD Undershelf Holder			232.00	
	14 Swing-up Directory			1140.00	
	15 Directory Binder and Chain - For use with Option 22			250.00	
	21 Sloped Shelf - add 4" to Height			220.00	
	22 Directory Holder Shelf			523.00	
	23 Light Module			650.00	
	24 Coin Slot & Return Opposite Side w/Cable Thru Door			46.00	
1700 SERIES					
QUICK - REF DIRECTORY SHELF					
 1700-3	3 Binders	5.35	40.0	1090.00	1700-3
 1700-4	4 Binders	5.35	55.0	1265.00	1700-4
 1700-5	5 Binders	5.35	70.0	1438.00	1700-5
 1700-6	6 Binders	5.35	85.0	1600.00	1700-6

 = This model is shipped via truck

ASi[®] AMERICAN SPECIALTIES, INC.

Model Number	Description	Shipping wt. lbs.	Price Each	Model Number
REPLACEMENT PARTS				
FOR SOAP DISPENSERS				
0332-18	34 oz. Polyethylene Globe	0.1	4.40	0332-18
0332-20	Adapter for 0332 Series	0.1	2.00	0332-20
Gauge-001	Sight Window - Plastic	0.1	1.60	Gauge-001
V-320	Retrofit Soap Valve, Chrome	0.2	29.20	V-320
V-321	Retrofit Soap Valve, Black	0.1	29.20	V-321
V40-9	O-Ring for Gauge - 001	0.1	1.20	V40-9
FOR NAPKIN/TAMPON VENDERS				
0864-011-25N	Napkin Coin Mechanism - 25¢	0.2	24.00	0864-011-25N
0864-011-25T	Tampon Coin Mechanism - 25¢	0.2	24.00	0864-011-25T
HL-202	Coin Box Key	0.1	2.00	HL-202
FOR TOILET PAPER DISPENSERS				
R-002	Roller for 0263 & 0264 Series	0.1	6.40	R-002
R-003	Roller for 7000 Series	0.1	4.80	R-003
R-004	Roller for 0030 Series	0.1	8.80	R-004
FOR CABINETS				
E-114	Key for tumbler lock	0.1	1.80	E-114
L-001	Lock, key & retaining nut	0.1	7.20	L-001
8370	Roll Towel Mechanism	10.0	192.00	8370
STAINLESS STEEL COLLARS - FOR SURFACE MOUNTING & SEMI RECESSING				
7415-SM	SM Collar - For Models 0430,0458	72	156.00	7415-SM
7457-SM	SM Collar - For Model 0457	4.1	104.00	7457-SM
7457-SR2	2" Collar - For Models 0457	4.1	88.00	7457-SR2
7462-ADSM	SM Collar - For Models 0452,0462-AD,04733, 6452, 6459	6.3	128.00	7462-ADSM
7462-ADSR2	2" Collar - For Models 0452,0462-AD,04733,6452,6459	5.0	110.00	7462-ADSR2
7462-SM	SM Collar - For Model 6462	13.5	216.00	7462-SM
7462-SR2	2" Collar - For Models 6462	7.3	160.00	7462-SR2
7464-FRAME	Semi Recessing Collar - For Model 0464	3.0	88.00	7464-FRAME
7467-SM	SM Collar - For Model 0467	12.4	224.00	7467-SM
7467-SR2	2" Collar - For Models 0467,64676,6467	6.2	144.00	7467-SR2
7468-SM	SM Collar - For Models 0468,6468	7.0	168.00	7468-SM
7468-SR2	2" Collar - For Model 0468	3.1	114.00	7468-SR2
74684-SM	SM Collar - For Models 04684,64684	5.0	136.00	74684-SM
7469-SM	SM Collar - For Models 0469,046924	112	194.00	7469-SM
7469-SR2	2" Collar - For Model 0469	5.3	154.00	7469-SR2
74692-SM	SM Collar - For Models 04692, 046921, 04693	22.0	368.00	74692-SM
74692-SR6	6" Collar - For Models 04692,046921,04693	13.5	264.00	74692-SR6
74696-SR6	6" Collar - For Model 64696	9.9	280.00	74696-SR6
74697-SM	SM Collar - For Model 04697	14.1	256.00	74697-SM
74697-SR4	4" Collar - For Model 04697	11.4	200.00	74697-SR4
76467-SM	SM Collar - For Model 6467	10.3	184.00	76467-SM

Visit **americanspecialties.com** for:

- **Downloadable CATALOG:** (available in hard copy upon request) Our 56 page catalog features ASI's full line of washroom, security and health care accessories
 - **TECHNICAL DATA SHEETS:** detailed product drawings and technical information makes specifying and installing ASI products... EASY!
- WARRANTY** information on specific products

CONDITIONS OF SALE

PRICES: This Price List supersedes all previous issues. Possession of the Price List does not necessarily constitute our offer to sell the products shown. Prices are subject to change without notice. Prices shown do not reflect any sales or use taxes, which are the responsibility of the buyer.

MINIMUM ORDER: Minimum order is \$50.00. A \$10.00 surcharge will be applied on orders less than \$50.00.

SHIPMENTS: All shipments are F.O.B. shipping point. Items marked with a  symbol must ship via truck.

PAYMENT PERMS: Accounts are net 30 days. A 1 1/2 % per month late payment charge will be in effect for accounts that are unpaid at expiration of 60 days, and will be subject to C.I.A. shipment thereafter.

GUARANTEE: ASI accessories are guaranteed to be free of mechanical defects for a period of one year from original date of sale, ASI reserves the right to examine all equipment prior to settlement of any claim and is not responsible for labor costs involved in removal, replacement or return of products or parts.

RETURNED GOODS: ASI will accept returns on standard products that have prior authorization by the factory. Returns must be in resalable condition and accompanied by an invoice that is less than 2 years old. All goods will be subject to inspection; return freight must be prepaid. ASI will assess a 25% restocking/handling charge on all returned goods.

SEVEN U.S.A. DISTRIBUTION CENTERS ... to serve you better

CALIFORNIA

(Northern) 3291 Keller Street, Santa Clara, CA 95054

Tel: 408.844.9960 Fax: 408.844.9964

(Southern) 1487 North Main Street, Orange, CA 92867

GEORGIA

1530 Hillcrest Road, Norcross, GA 30093

Tel: 770.923.9227 Fax: 770.923.9262

MISSOURI

3015 S. Brentwood Blvd., St. Louis, MO 63144

Tel: 314.962.2377 Fax: 314.962.6375

NEW JERSEY

436 Commerce Lane, Unit 2, West Berlin, NJ 08091

Tel: 800.969.7721 Fax: 800.291.3900

NEW YORK

441 Saw Mill River Road, Yonkers, NY 10701

Tel: 914.476.9000 Fax: 914.476.0688

TEXAS

2231 - A Michigan Ave., Arlington, TX 76013

Tel: 817.461.1055 Fax: 817.795.1845



AMERICAN SPECIALTIES INC.

441 Saw Mill River Road, Yonkers, NY 10701-4913

TEL: 914.476.9000 FAX: 914.476.0688

E-Mail: info@americanspecialties.com